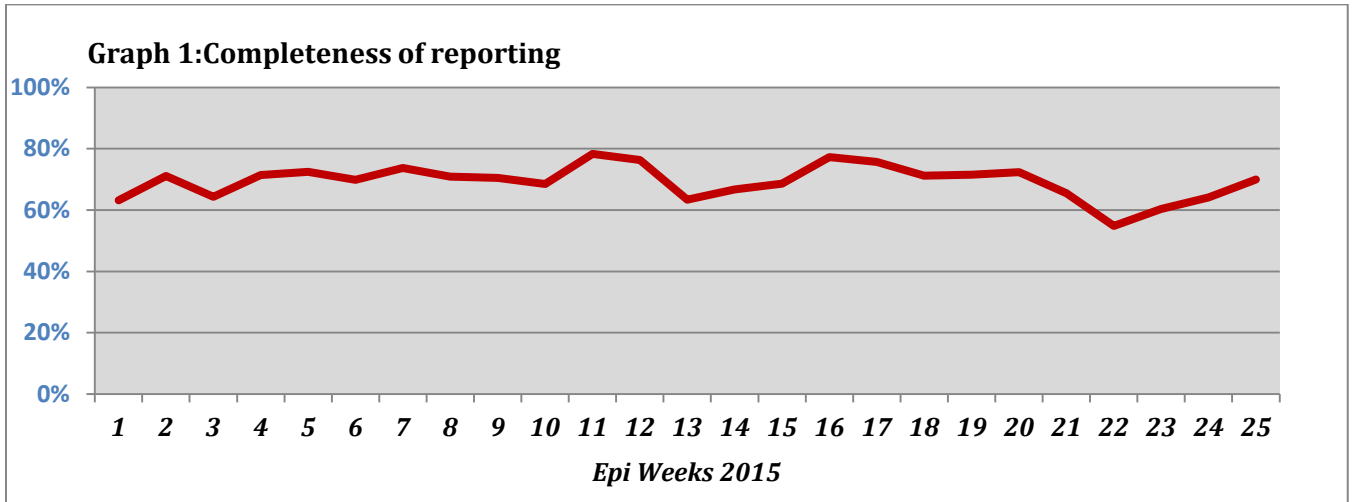


Highlights:

❖ 4 AWD cases were detected in Rural Damascus.

❖ Completeness& Timeliness of Reporting

❖ The overall completeness of reporting was 70%; (634 out of total 906 EWARS sentinel sites).(See Graph 1). 14 governorates have reported this week.

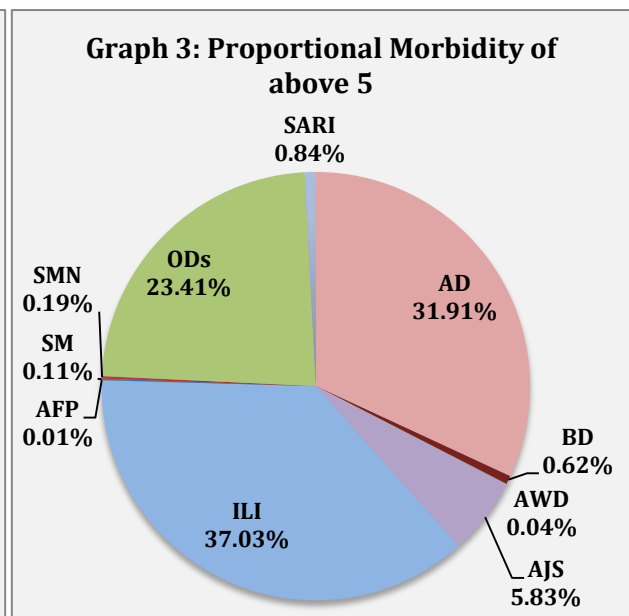
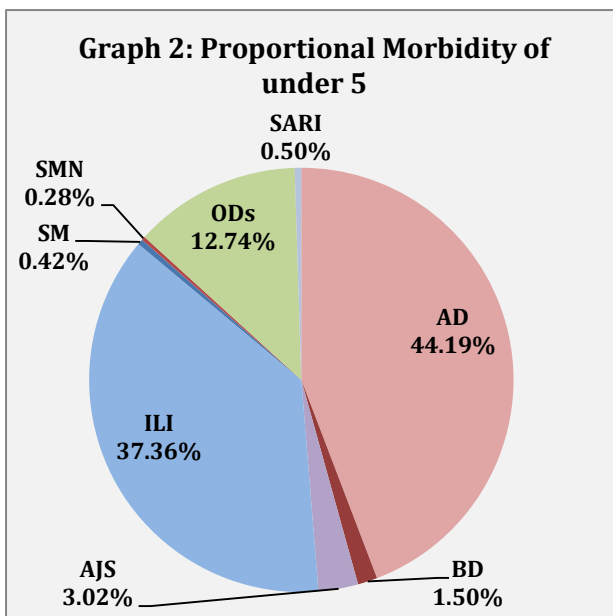


❖ Timeliness of reporting is 67%.

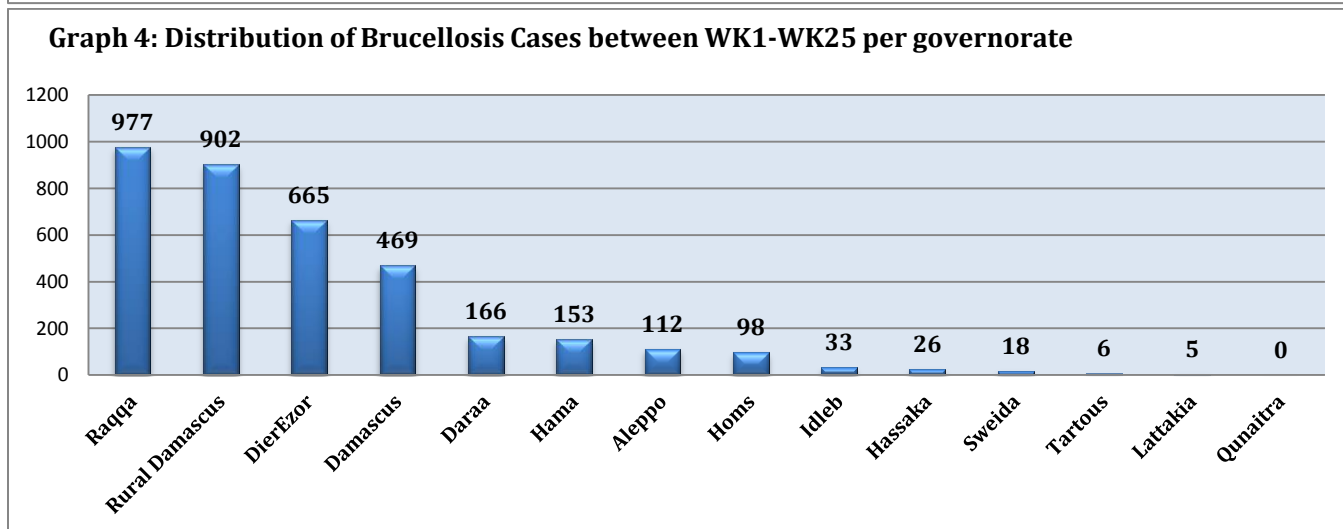
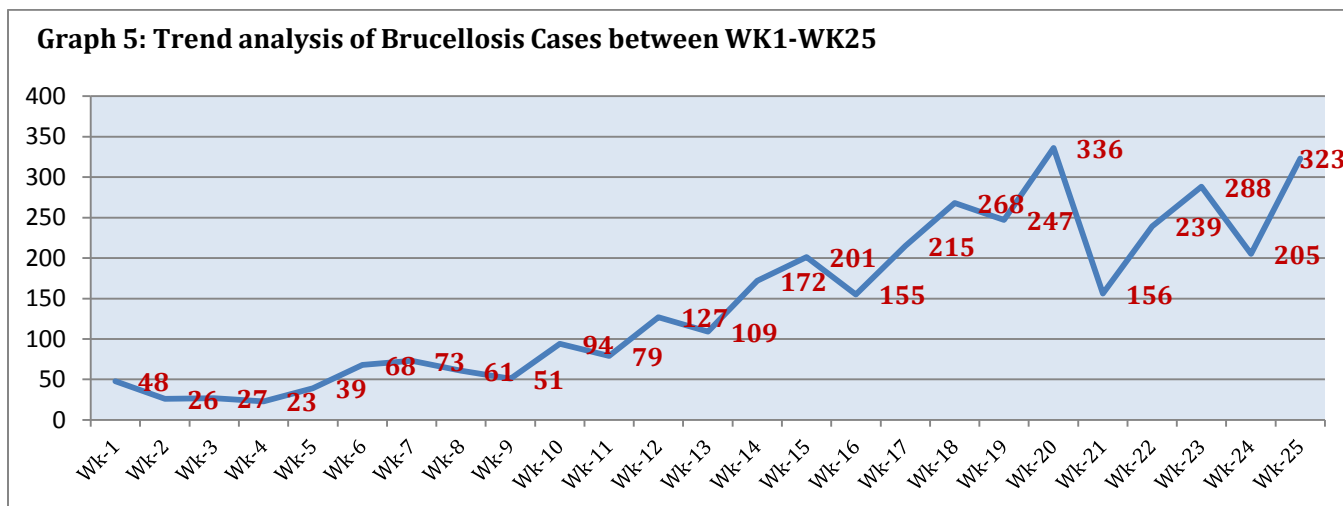
❖ The Morbidity Cases

❖ Out of the 183,574 total consultations, a total of 16,421 EWARS notifiable cases were reported; of which 6,151 cases were Acute Diarrhoea (37%) 6,105 cases were Influenza like Illness (37%), 749 cases of AJS, 167 cases of Bloody Diarrhoea, 113 cases of Sever Acute Respiratory Infection, 41 cases of Suspected Measles, 38 cases of Meningitis, 4 cases of AWD and 1 AFP case.

❖ Graphs 2 and 3 below show the proportional morbidity among < 5 and ≥ 5 year age groups respectively.



- ❖ AD constitutes (44.19%) among < 5 and (31.91%) among ≥ 5, while ILI constitutes (37.36%) of the cases among <5 and (37.03%) among ≥ 5,.
- ❖ The cases were distributed almost equally among males and females. 55% of the cases were distributed among ≥5 age group.
- ❖ In total, 3,052 cases were reported as “other diseases”. The most important diseases reported within this group were: 330 cases of Leishmaniasis (most of which were reported from Idleb 28%, Hamah 25%, and Aleppo 22%), 323 cases of Brucellosis (most of which were reported from Raqqa 34%, Rural Damascus 34%), 164 cases of Typhoid (most of which were reported from DierEzor 37%, Rural Damascus 24% and Raqqa 15%), 54 cases of Pertussis, and 49 cases of TB.
- ❖ Graph 5 and 6 below show the trend analysis of Brucellosis cases reported from all governorates and the distribution of cases per governorates respectively. It shows that Raqqa, Rural Damascus, and DierEzor have the highest number of cases.



❖ The Response

Acute flaccid paralysis: Stool samples were collected from the AFP case and sent to the reference lab in Damascus. The last round of Polio national vaccination campaign was implemented between 31st May and 4th June. The annualized rate is 3.2 up to this week.

Acute Watery Diarrhoea: the cases were managed properly; no samples were collected due to access problem. Monitoring any further increase in the number of cases is ongoing

Bloody Diarrhoea: no samples have been collected from the detected cases in Hassaka (58), Daraa (32), and DeirEzore (28) due to access problems.

Measles: Blood samples have been collected from some cases and sent to the reference lab in Damascus.

Brucellosis: Several meetings with the Ministry of Agriculture have been conducted to discuss collaborative control efforts. A guideline on brucellosis case management have been developed in cooperation with WHO, and distributed to all brucellosis treatment centres in all governorates. Besides; several workshops on detecting, laboratory diagnosis and treatment of Brucellosis are being conducted at governorate level.

Meningitis: Cases were managed according to the national protocol; and investigation forms were filled for some cases but not all; it shows that most of the cases are viral meningitis not bacterial. Preventive therapy was provided as necessary for contacts of the probable bacterial meningitis

Table-1: Distribution of cases per age group, and by Governorate-week-25, 2015:

Code	age group	Idleb	Hassaka	Raqqa	Sweida	Qunaitra	Lattakia	Aleppo	Hama	Homs	Daraa	Damascus	DierEzor	Rural Damascus	Tartous	Grand Total
AD	< 5	108	297	122	176	80	259	260	217	76	197	493	455	475	64	3279
	≥ 5	92	130	50	209	86	181	241	155	72	162	545	409	393	147	2872
BD	< 5	0	50	3	6	0	4	0	0	0	21	1	18	8	0	111
	≥ 5	0	8	5	5	4	3	0	0	0	11	1	10	9	0	56
AWD	< 5	0	0	0	0	0	0	0	0	0	0	0	0	0	0	0
	≥ 5	0	0	0	0	0	0	0	0	0	0	0	0	4	0	4
AJS	< 5	41	0	8	4	5	3	42	16	7	1	26	31	40	0	224
	≥ 5	67	1	7	8	33	24	79	42	19	2	110	13	118	2	525
ILI	< 5	169	104	0	149	92	558	364	90	13	64	298	464	265	142	2772
	≥ 5	159	111	0	202	244	508	285	98	21	87	463	491	358	306	3333
AFP	< 5	0	0	0	0	0	0	0	0	0	0	0	0	0	0	0
	≥ 5	0	0	0	0	0	0	0	0	0	0	1	0	0	0	1
SM	< 5	0	0	6	1	0	3	1	0	0	0	5	1	14	0	31
	≥ 5	0	0	2	0	0	0	1	0	0	0	3	2	2	0	10
SMN	< 5	0	0	4	1	0	0	0	5	0	0	0	0	11	0	21
	≥ 5	0	1	4	0	0	0	0	2	0	0	4	0	6	0	17
SARI	< 5	4	0	0	0	0	0	0	13	0	0	10	5	5	0	37
	≥ 5	5	0	0	3	0	0	0	4	0	0	53	3	8	0	76
Others	< 5	88	4	78	4	63	3	384	26	21	46	56	52	118	2	945
	≥ 5	175	5	138	24	99	110	625	125	48	46	212	164	328	8	2107
Total Sum of < 5		410	455	221	341	240	830	1051	367	117	329	889	1026	936	208	7420
Total Sum of ≥ 5		498	256	206	451	466	826	1231	426	160	308	1392	1092	1226	463	9001
Total		908	711	427	792	706	1656	2282	793	277	637	2281	2118	2162	671	16421