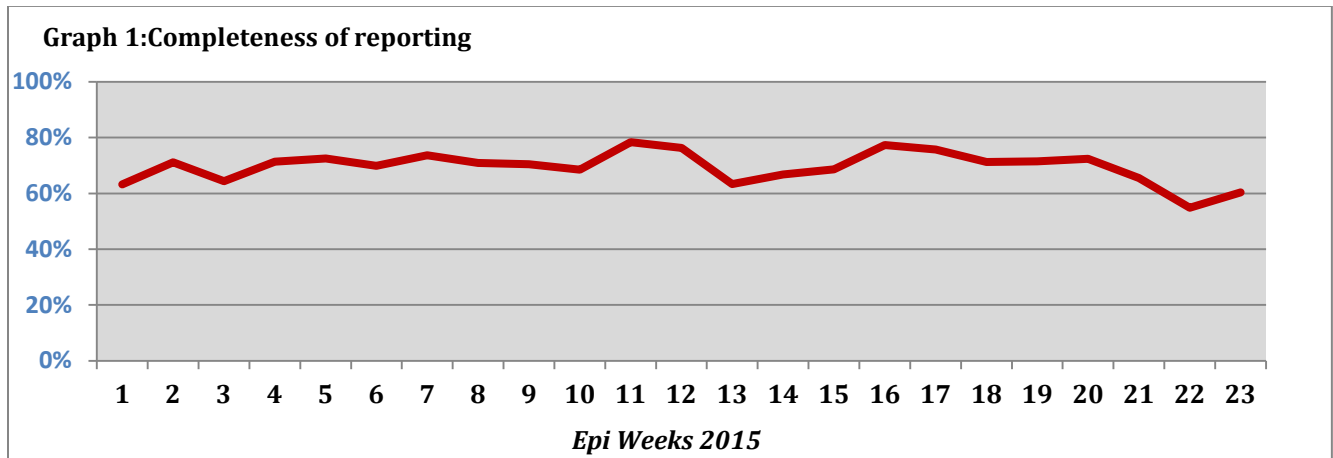


**Highlights:**

- ❖ 3 AFP cases were detected in Hamah (2) and Damascus (1).
- ❖ A notable increase in the number of BD cases was recorded in Deir Ezore.

**❖ Completeness& Timeliness of Reporting**

- ❖ The overall completeness of reporting was 60%; (507 out of total 840 EWARS sentinel sites).(See Graph 1). 13 out of 14 governorates have reported this week.

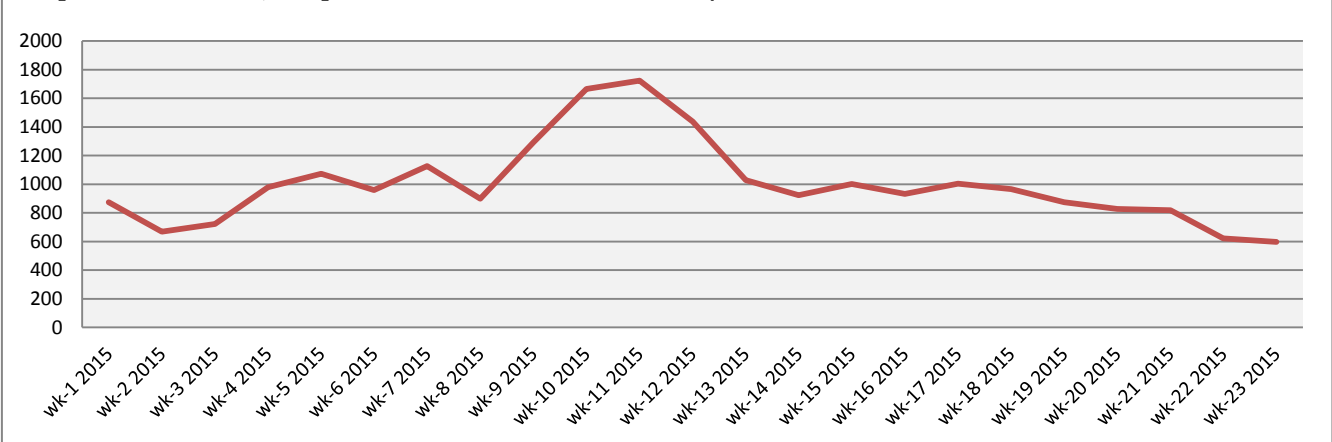


- ❖ Timeliness of reporting is 70%.

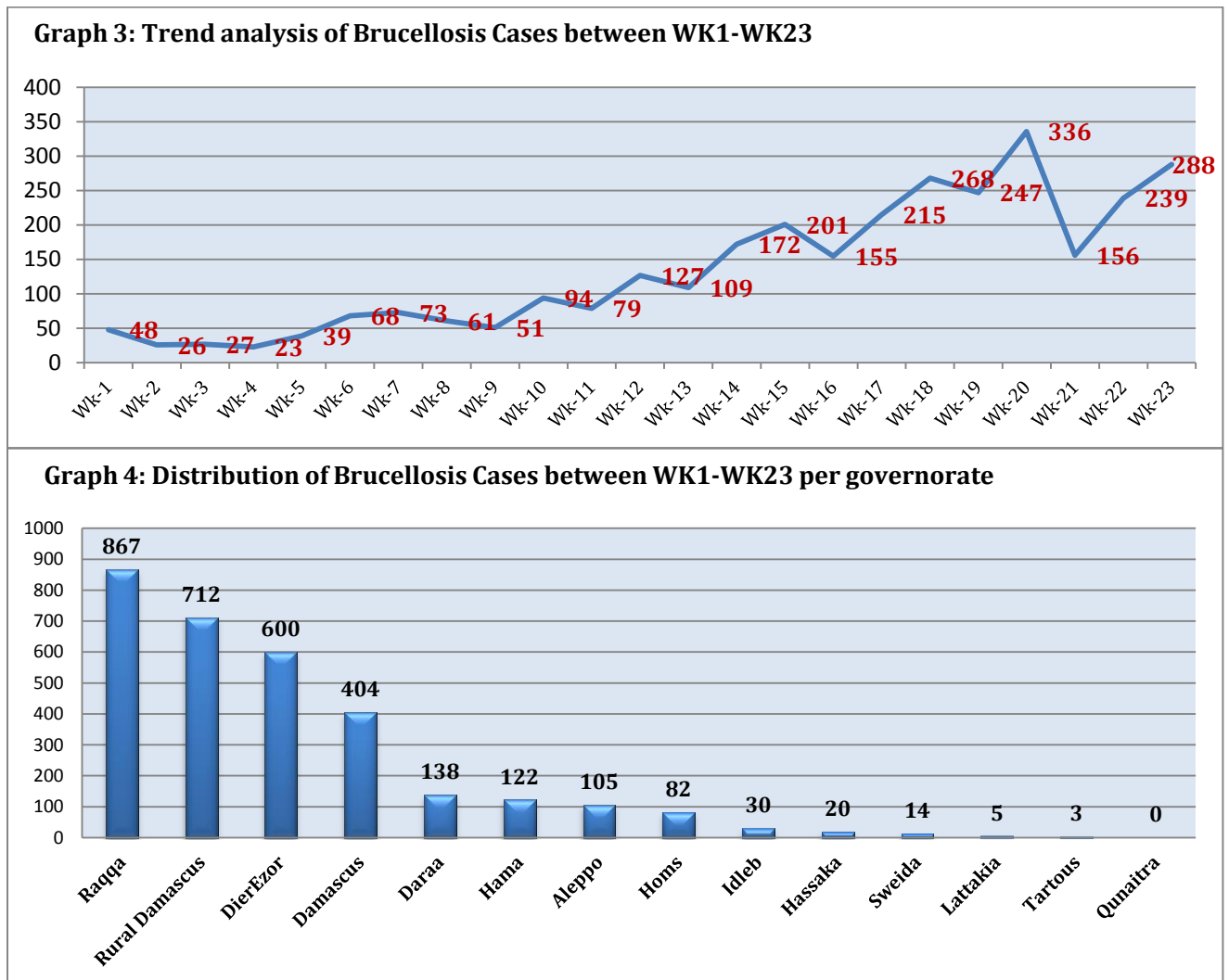
**❖ The Morbidity Cases**

- ❖ Out of the 207,574 total consultations, a total of 16,330 EWARS notifiable cases were reported; of which 7,183 cases were Influenza like Illness (44%), 5,826 cases were Acute Diarrhoea (36 %), 596 cases of AJS, 153 cases of Bloody Diarrhoea, 108 cases of Sever Acute Respiratory Infection, 48 cases of Suspected Measles, 28 cases of Meningitis, and 3 AFP cases.
- ❖ Graph 2 displays the trend of the (23,010) AJS cases between wk1-wk23/2015. The distribution of the cases per governorates shows that Damascus, Rural Damascus, and Aleppo, have the highest number of cases for this week. Noting that 0 reports have been received from Idleb which used to report the highest number of cases.

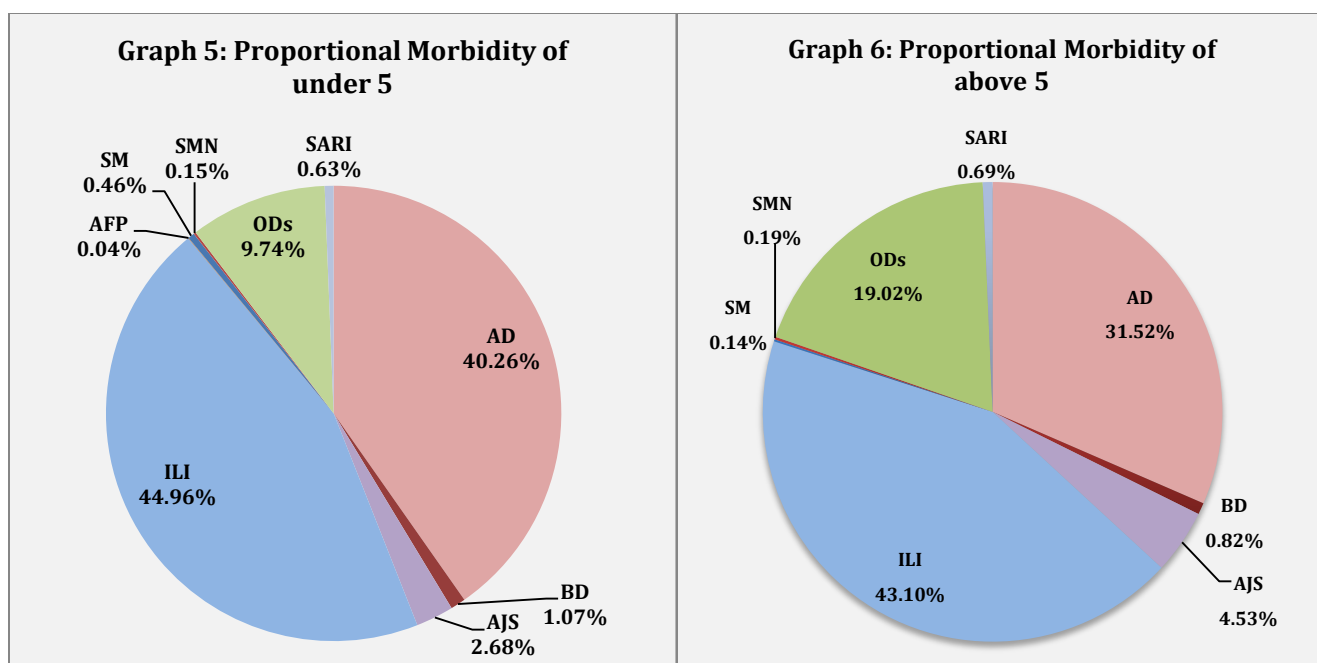
**Graph 2: Trend of AJS reported cases from WK1-WK23/2015:**



- ❖ In total, 2,385 cases were reported as “other diseases”. The most important diseases reported within this group were: 235 cases of Leishmaniosis (most of which were reported from Hamah 36%, Damascus 22%, and Aleppo17%), 288 cases of Brucellosis (most of which were reported from Raqqa 37%, Rural Damascus 18%, and Damascus14 %), 174 cases of Typhoid (most of which were reported from DierEzor 49% and Rural Damascus 14%) and 41 cases of Pertussis, and 19 cases of TB.
- ❖ Graph 3 and 4 below show the trend analysis of Brucellosis cases reported from all governorates and the distribution of cases per governorates respectively. It shows that Raqqa, Rural Damascus, DierEzor and Damascus have the highest number of cases. Noting that Idleb did not report for this week.



- ❖ Graphs 5 and 6 below show the proportional morbidity among < 5 and ≥ 5 year age groups respectively.



- ❖ ILI constitutes (44.96%) of the cases among <5 and (43.10%) among ≥ 5, while AD constitutes (40.26%) among < 5 and (31.52%) among ≥ 5.
- ❖ 51% of the cases were males. 52% of the cases were among ≥ 5 age group.

#### ❖ The Response

**Acute flaccid paralysis:** Stool samples were collected from the AFP cases and sent to the reference lab in Damascus. The new round of Polio national vaccination campaign was implemented between 31<sup>st</sup> May and 4<sup>th</sup> June.

**Bloody Diarrhoea:** no samples have been collected from the detected cases in DeirEzore due to access problems.

**Measles:** Blood samples have been collected from some cases and sent to the reference lab in Damascus.

**Brucellosis:** Several meetings with the Ministry of Agriculture have been conducted to discuss collaborative control efforts. A guideline on brucellosis case management have been developed in cooperation with WHO, and distributed to all brucellosis treatment centers in all governorates.

**Meningitis:** Meningitis cases detected are not clustered. Cases were managed according to the national protocol; and investigation forms were filled for some cases but not all; it shows that most of the cases are viral meningitis not bacterial. Preventive therapy was provided as necessary for contacts of the probable bacterial meningitis.

**Table-1: Distribution of cases per age group, and by Governorate-week-23, 2015:**

Code	age group	Hassaka	Raqua	Sweida	Qunaitra	Lattakia	Aleppo	Hama	Homs	Daraa	Damascus	DierEzor	Rural Damascus	Tartous	Grand Total	
AD	< 5	167	71	188	92	234	217	247	20	305	476	534	500	77	3128	5826
	≥ 5	109	45	243	111	177	113	252	19	224	369	479	412	145	2698	
BD	< 5	9	10	5	1	6	0	0	0	16	5	26	5	0	83	153
	≥ 5	3	7	7	4	2	0	0	0	10	7	28	2	0	70	
AWD	< 5	0	0	0	0	0	0	0	0	0	0	0	0	0	0	0
	≥ 5	0	0	0	0	0	0	0	0	0	0	0	0	0	0	
AJS	< 5	4	13	1	9	7	35	5	23	3	39	29	40	0	208	596
	≥ 5	4	16	4	29	16	22	37	26	11	107	21	91	4	388	
ILI	< 5	52	0	145	95	819	422	129	19	91	384	659	348	330	3493	7183
	≥ 5	75	0	364	160	587	235	165	24	100	505	622	461	392	3690	
AFP	< 5	0	0	0	0	0	0	2	0	0	1	0	0	0	3	3
	≥ 5	0	0	0	0	0	0	0	0	0	0	0	0	0	0	
SM	< 5	1	10	1	3	1	0	2	3	0	8	3	4	0	36	48
	≥ 5	4	3	0	0	1	0	0	0	0	0	4	0	0	12	
SMN	< 5	0	4	1	0	1	2	3	0	0	1	0	0	0	12	28
	≥ 5	1	5	1	0	0	0	4	0	0	5	0	0	0	16	
SARI	< 5	1	0	1	0	0	0	19	0	0	14	14	0	0	49	108
	≥ 5	2	0	11	0	1	0	7	0	0	28	7	3	0	59	
Others	< 5	0	70	6	50	7	314	28	3	24	52	54	143	6	757	2385
	≥ 5	17	115	48	88	69	359	155	14	52	233	168	278	32	1628	
<b>Total Sum of &lt; 5</b>		234	178	348	250	1075	990	435	68	439	980	1319	1040	413	7769	16330
<b>Total Sum of ≥ 5</b>		215	191	678	392	853	729	620	83	397	1254	1329	1247	573	8561	
<b>Total</b>		<b>449</b>	<b>369</b>	<b>1026</b>	<b>642</b>	<b>1928</b>	<b>1719</b>	<b>1055</b>	<b>151</b>	<b>836</b>	<b>2234</b>	<b>2648</b>	<b>2287</b>	<b>986</b>	<b>16330</b>	