

**Highlights:**

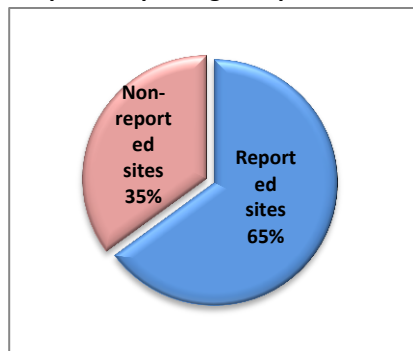
No significant issue was reported during this week

**I. Completeness & Timeliness of Reporting**

The reporting completeness was 65%; (63 out of 97 EWARS sentinel surveillance sites). Eleven out of 14 governorates in Syria reported this week; see *Graph-1*. In eleven governorates, from where data were received, 63 out of 72 (87.5%) EWARS sentinel sites reported this week.

The timeliness among reporting governorates was 90.5%, because of late reporting from six sentinel sites.

**Graph-1: Reporting Completeness**



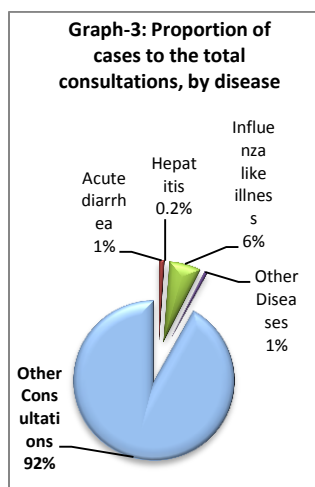
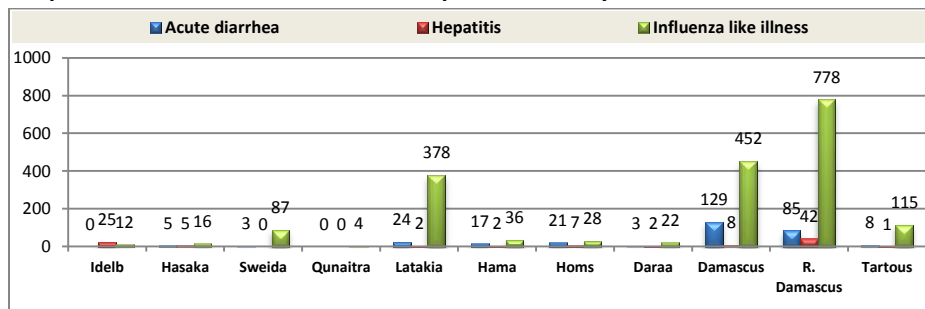
**II. The Morbidity & Mortality Cases**

Out of **30,455** consultations, **2,527** were for EWARS reportable health conditions. The highest percentage was for ILI 77% (1,928 cases) followed by the AD 12% (295 cases), in addition to 94 cases of suspected hepatitis and 4 suspected measles cases. More than half of the cases reported under “other diseases” were Leishmaniasis cases. Table-2 and Graph-2 provide more details on the distribution of cases by governorate.

Graph (3) illustrates the proportion of cases in relation to the number of consultations in all reporting

governorates (except for Daraa, Qunaitra and Idelb, which did not report the total number of consultations for this week). Table-1 shows the proportion of cases to the total number of consultations by disease and by governorates.

**Graph-2: Distribution of AD, ILI, and Hepatitis Cases by Governorate**



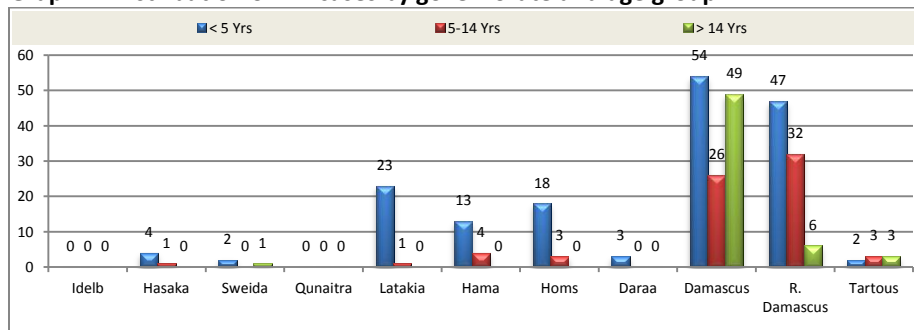
**Table-1: proportion of AD, Hepatitis, and ILI cases to the total number of consultations at governorate level**

Disease	Acute diarrhea	Hepatitis	Influenza like illness	Other Diseases	Other Consultations
Hasaka	0%	0%	0%	3%	97%
Sweida	1%	0%	25%	0%	74%
Latakia	1%	0%	13%	0%	85%
Hama	1%	0%	1%	1%	97%
Homs	1%	0%	1%	1%	97%
Damascus	2%	0%	5%	0%	93%
R. Damascus	1%	1%	12%	0%	86%
Tartous	0%	0%	4%	0%	96%
<b>Grand Total</b>	<b>1%</b>	<b>0%</b>	<b>6%</b>	<b>1%</b>	<b>92%</b>

The most affected age group was the **under-five** (43%, 1,091 cases out of 2,527) where 40% of ILI cases (720 out of 1,928 cases) and 56% of AD cases (166 out of 295), were for under five age group. This was followed by the age group of **5-14 years old (30%: 761 out of 2,527)** and **more than 14 years old (27%)**. See graph 4 for more details on AD cases.

Most of the suspected hepatitis A cases reported this week was among the more than 5 years age (82%, 75 cases out of 94); mostly reported in Rural Damascus and Idelb (42 and 25 respectively). The proportion of suspected hepatitis A cases in relation to the total number of consultations in Adra health centre was 5%.

**Graph-4: Distribution of AD cases by governorate and age group**



### III. The Response:

The suspected measles case reported in Damascus (in a health centre called 7<sup>th</sup> of April, a boy of 13 years old); was discarded since the lab result of the blood sample collected was negative. The results of the lab tests for the three suspected measles cases (*in Damascus, Tartous and Lattkai*) were not received yet.

Other necessary response measures were taken for the reported other diseases (i.e., follow up of the TB and hepatitis cases, ensuring the safety of water and food and conducting health education sessions).

**Table-2: Distribution of cases per age group, and by Governorate- week-4, 2013**

Disease	Age Group	Idelb	Hasaka	Sweida	Qunaitra	Latakia	Hama	Homs	Daraa	Damascus	R. Damascus	Tartous	Total	Grand Total
Acute diarrhea	< 5 Yrs	0	4	2	0	23	13	18	3	54	47	2	166	295
	5-14 Yrs	0	1	0	0	1	4	3	0	26	32	3	70	
	> 14 Yrs	0	0	1	0	0	0	0	0	49	6	3	59	
Cholera	< 5 Yrs	0	0	0	0	0	0	0	0	0	0	0	0	0
	5-14 Yrs	0	0	0	0	0	0	0	0	0	0	0	0	
	> 14 Yrs	0	0	0	0	0	0	0	0	0	0	0	0	
Hepatitis	< 5 Yrs	4	3	0	0	0	0	5	1	2	1	1	17	94
	5-14 Yrs	9	2	0	0	2	2	2	1	5	41	0	64	
	> 14 Yrs	12	0	0	0	0	0	0	0	1	0	0	13	
Influenza like illness	< 5 Yrs	4	4	41	0	246	14	20	17	148	246	40	780	1928
	5-14 Yrs	8	5	11	3	81	11	8	3	133	293	30	586	
	> 14 Yrs	0	7	35	1	51	11	0	2	171	239	45	562	
AFP	< 5 Yrs	0	0	0	0	0	0	0	0	0	0	0	0	0
	5-14 Yrs	0	0	0	0	0	0	0	0	0	0	0	0	
	> 14 Yrs	0	0	0	0	0	0	0	0	0	0	0	0	
Measles and rubella	< 5 Yrs	0	0	0	0	0	0	0	0	0	0	0	0	4
	5-14 Yrs	0	0	0	0	1	0	0	0	2	0	1	4	
	> 14 Yrs	0	0	0	0	0	0	0	0	0	0	0	0	
Tetanus	< 5 Yrs	0	0	0	0	0	0	0	0	0	0	0	0	0
	5-14 Yrs	0	0	0	0	0	0	0	0	0	0	0	0	
	> 14 Yrs	0	0	0	0	0	0	0	0	0	0	0	0	
Meningitis	< 5 Yrs	0	0	0	0	0	0	0	0	0	0	0	0	0
	5-14 Yrs	0	0	0	0	0	0	0	0	0	0	0	0	
	> 14 Yrs	0	0	0	0	0	0	0	0	0	0	0	0	
Local Malaria	< 5 Yrs	0	0	0	0	0	0	0	0	0	0	0	0	0
	5-14 Yrs	0	0	0	0	0	0	0	0	0	0	0	0	
	> 14 Yrs	0	0	0	0	0	0	0	0	0	0	0	0	
Rabies	< 5 Yrs	0	0	0	0	0	0	0	0	0	0	0	0	0
	5-14 Yrs	0	0	0	0	0	0	0	0	0	0	0	0	
	> 14 Yrs	0	0	0	0	0	0	0	0	0	0	0	0	
TB	< 5 Yrs	0	0	0	0	0	0	0	0	0	0	0	0	4
	5-14 Yrs	0	0	0	0	0	0	0	0	1	0	0	1	
	> 14 Yrs	0	0	0	0	0	0	0	0	3	0	0	3	
Others	< 5 Yrs	0	111	0	0	0	7	2	0	3	5	0	128	202
	5-14 Yrs	0	3	0	0	1	16	6	0	9	1	0	36	
	> 14 Yrs	0	0	0	0	2	15	8	0	7	6	0	38	
Total by age group	< 5 Yrs	8	122	43	0	269	34	45	21	207	299	43	1091	2527
	5-14 Yrs	17	11	11	3	86	33	19	4	176	367	34	761	
	> 14 Yrs	12	7	36	1	53	26	8	2	231	251	48	675	
<b>Grand Total</b>		<b>37</b>	<b>140</b>	<b>90</b>	<b>4</b>	<b>408</b>	<b>93</b>	<b>72</b>	<b>27</b>	<b>614</b>	<b>917</b>	<b>125</b>	<b>2527</b>	