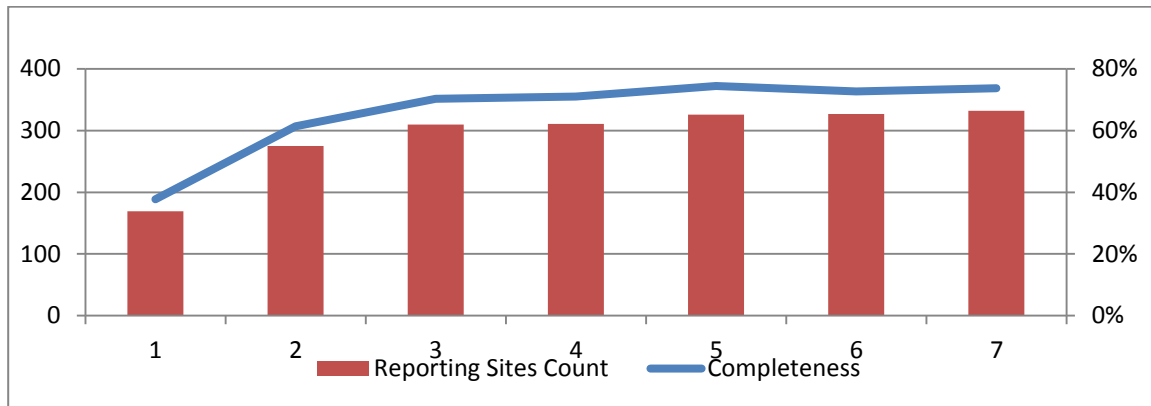


**Highlights:**

- ❖ 5 AFP cases were detected in Hamah, Damascus, Raqua, and Swieda.
- ❖ A remarkable increase in measles cases comparing with previous weeks.
- ❖ A remarkable increase in Sever Acute Respiratory Infection cases comparing with previous weeks.

**I. Completeness& Timeliness of Reporting**

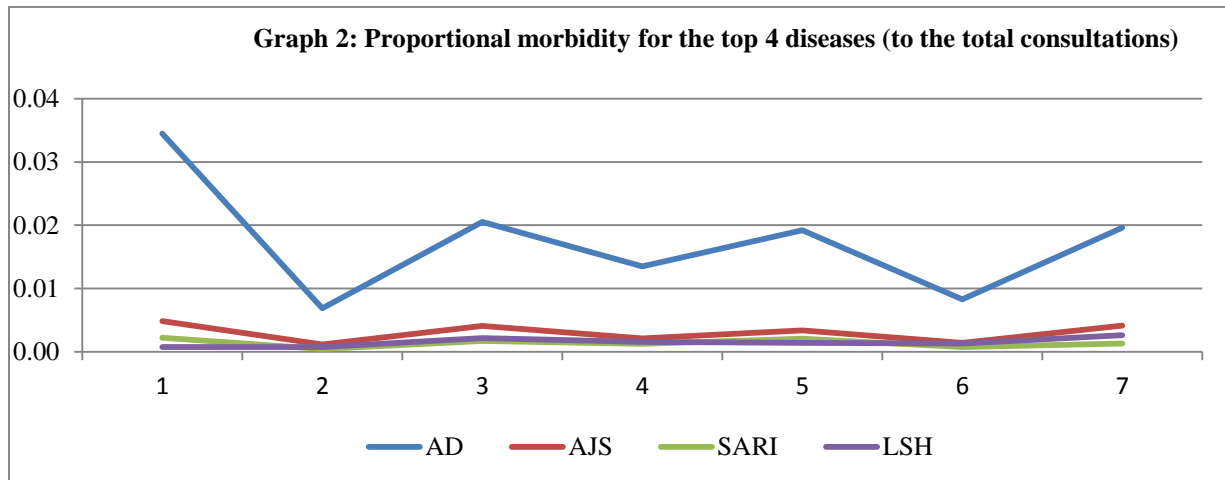
- ❖ The overall completeness of reporting was 74%; (332 out of total 450 EWARS sentinel sites) (see Graph 1). 14 governorates have reported this week.



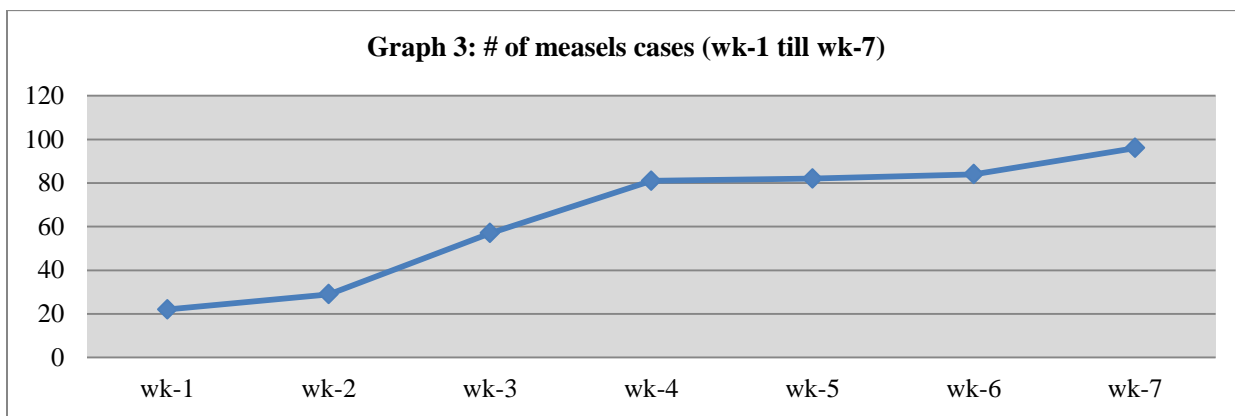
- ❖ Timeliness of reporting is 86%.

**II. The Morbidity Cases**

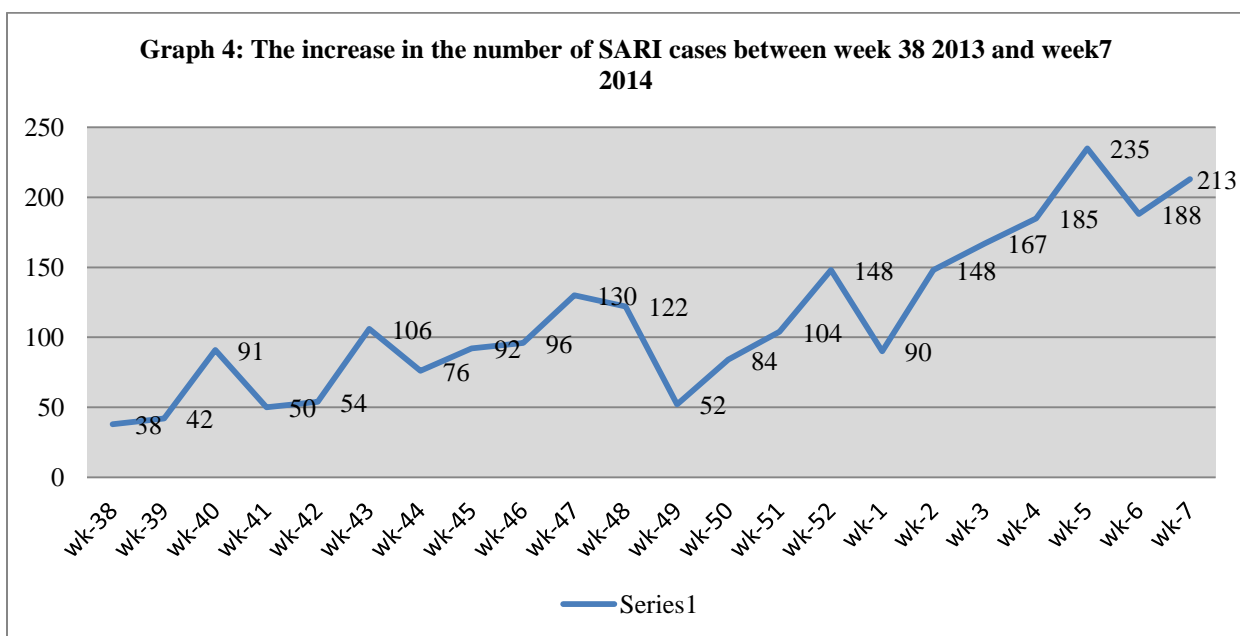
- ❖ Out of 2,041,040 total consultations, a total 10,451cases were reported; of which 5,804 cases were Influenza like Illness (56%) and 2,527 cases were Acute Diarrhea (24%) and In addition,534cases of AJS, 213 cases of Sever Acute Respiratory Infection,96 cases of Suspected Measles,51cases of Bloody Diarrhea,14cases of Meningitis and 5 AFP cases. Graph 2 shows the proportional morbidity for the top 4 diseases (to the total consultations, after excluding the data of 30 health facilities that did not report total consultations).



A remarkable increase in the number of measles cases started to be noticed in different governorates as shown in the graph 3 below



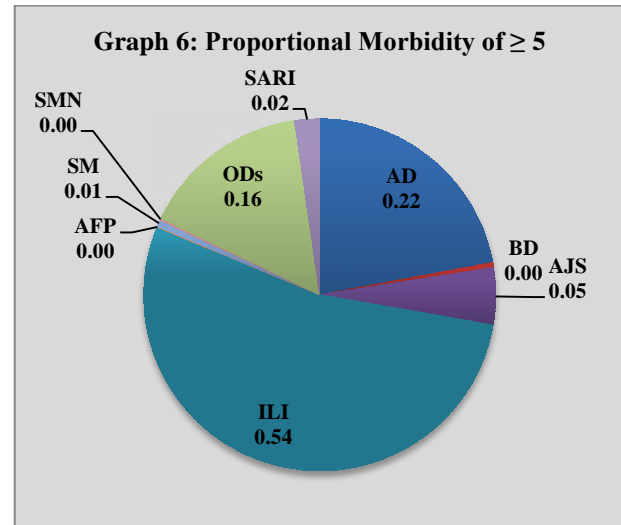
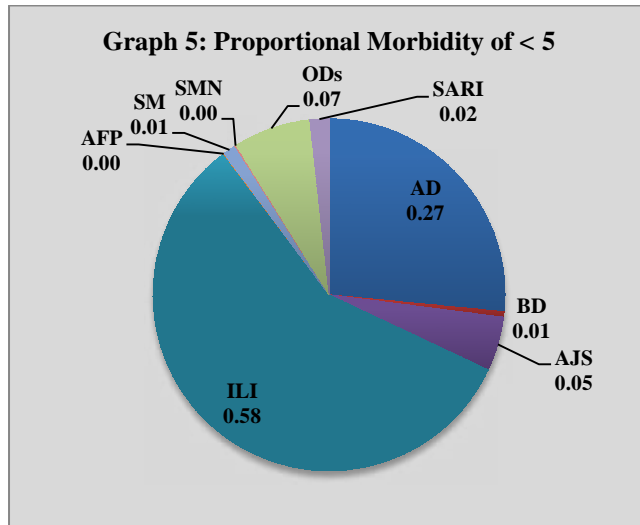
❖ SARI cases in many governorates have also showed a notable increase since previous weeks as shown in the graph 4 below:



❖ In total, 1207 were reported as “other diseases”. The most important diseases reported within this group were: 308 cases of Leishmaniasis, and 19 cases of Typhoid, In addition, there were 37 cases of Brucellosis and 30 cases of TB.

❖ 53% of the cases were distributed among  $\geq 5$  age group

- ❖ The most common cases among < 5 were ILI (58%) and AD cases (27%). Graphs 5 and 6 below show the proportional morbidity among < 5 and ≥ 5 year age groups respectively.



- ❖ 52% of the cases were reported among males

### III. The Response

- ❖ **AFP:** Stool samples were collected from the AFP cases and sent to the reference lab in Damascus. The vaccination campaign was implemented from 2 to 6 January.
- ❖ **Measles:** Blood samples were collected from some of these cases and sent to the reference lab in Damascus with investigation forms completed. (Vit. A) Was also provided.
- ❖ **MENINGITIS:** Meningitis cases detected are not clustered. Cases were managed properly; and investigation forms were filled for some cases but not all; it shows that most of the cases are viral meningitis not bacterial. Preventive therapy was provided as necessary for contacts of the probable bacterial meningitis cases.
- ❖ **SARI:** No samples were collected from the mentioned cases because the national protocol recommends collecting samples only for the cases admitted to intensive care unit.
- ❖ **BD:** cases are not clustered. All cases were managed properly.
- ❖ Other response measures were also taken with regard to case management of Leishmaniasis, Hepatitis, TB and BRU cases. In addition to ensuring the availability of medicines and the implementation of sanitation measures in accordance with available capacity.

**Table-1: Distribution of cases per age group, and by Governorate-week-7, 2014**

Code	Age group	Sweida	Hamah	Daraa	Aleppo	Damascus	DierEzor	Idleb	Homs	Lattakia	Rural Damascus	Tartous	Qunaitra	Raqua	Hassaka	Grand Total	
AD	< 5	43	82	69	229	182	224	86	53	94	106	51	14	61	20	1314	2527
	≥ 5	31	55	57	172	202	216	76	80	74	107	58	30	28	27	1213	
BD	< 5	2	0	3	0	1	14	1	0	1	0	0	0	0	3	25	51
	≥ 5	1	0	4	0	3	1	0	0	1	0	0	0	0	16	26	
AWD	< 5	0	0	0	0	0	0	0	0	0	0	0	0	0	0	0	0
	≥ 5	0	0	0	0	0	0	0	0	0	0	0	0	0	0	0	
AJS	< 5	2	20	21	52	23	25	20	43	18	8	1	0	9	5	247	534
	≥ 5	14	30	7	40	43	16	29	75	10	5	1	4	3	10	287	
ILI	< 5	183	196	65	377	453	178	137	75	610	269	94	124	14	86	2861	5804
	≥ 5	163	492	75	460	441	76	106	107	415	239	127	135	9	98	2943	
AFP	< 5	1	0	0	0	0	0	0	0	0	0	0	0	1	0	2	5
	≥ 5	1	1	0	0	1	0	0	0	0	0	0	0	0	0	3	
SM	< 5	0	3	0	4	4	32	0	0	2	0	0	0	9	6	60	96
	≥ 5	0	0	0	5	1	24	0	0	2	0	0	0	1	3	36	
SMN	< 5	1	1	0	0	1	0	0	1	0	0	0	0	2	0	6	14
	≥ 5	1	0	0	0	3	0	0	0	0	0	0	0	4	0	8	
SARI	< 5	10	21	0	0	44	4	8	0	0	0	0	0	0	0	87	213
	≥ 5	4	78	0	0	37	0	0	0	7	0	0	0	0	0	126	
ODs	< 5	0	33	4	113	30	22	11	34	10	77	4	8	5	0	351	1207
	≥ 5	4	117	5	193	100	63	29	126	25	142	4	23	16	9	856	
Total < 5		242	356	162	775	738	499	263	206	735	460	150	146	101	120	4953	10451
Total ≥ 5		219	773	148	870	831	396	240	388	534	493	190	192	61	163	5498	
<b>Total</b>		<b>461</b>	<b>1129</b>	<b>310</b>	<b>1645</b>	<b>1569</b>	<b>895</b>	<b>503</b>	<b>594</b>	<b>1269</b>	<b>953</b>	<b>340</b>	<b>338</b>	<b>162</b>	<b>283</b>	<b>10451</b>	