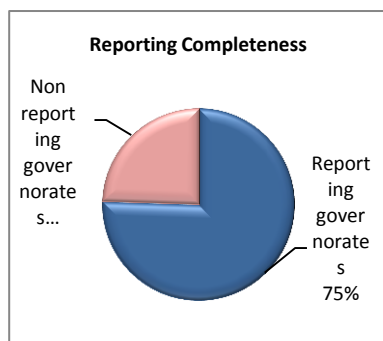


**Highlights:**

Despite that some governorates started to send the data from the newly selected sentinel sites as planned for the system expansion however, the number of already existing sentinel sites in some governorates has been modified (new sentinel sites were added and some of others were excluded due to lack of reporting) to reach 94 sentinel sites for this week which is planned to increase gradually during the coming weeks!

**I. Completeness & Timeliness of Reporting**

The reporting completeness was 75.5%; (71 out of 94 EWARS sentinel surveillance sites). Ten out of 14 governorates in Syria reported this week; see Graph-1. In the ten governorates, from where data were received, 71 out of 73 (97%) EWARS sentinel sites reported this week. The timeliness among reporting governorates was 100%.

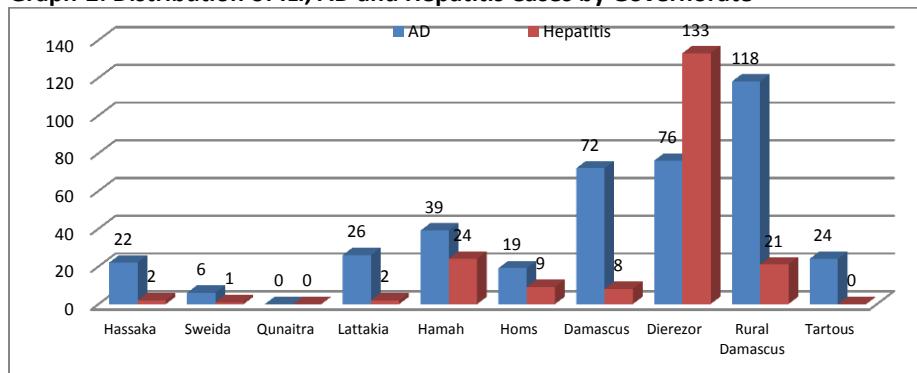


**II. The Morbidity & Mortality Cases**

Out of **41,100** consultations, **2,851** were for EWARS reportable health conditions. The highest percentage was for ILI 59% (1,675 cases) followed by the AD 14% (402 cases), in addition to 200 cases of suspected hepatitis, 4 suspected measles and two confirmed TB. The reported "other cases" were 568 most of which were Leishmaniasis (302), scabies (133), lice (123), brucellosis (6) and three typhoid cases. Graph-2

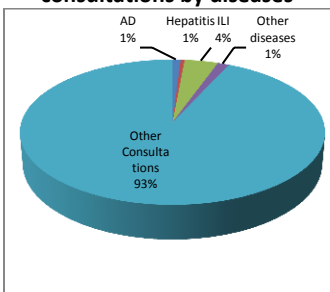
illustrates the distribution of cases according to diseases and governorates.

**Graph-2: Distribution of ILI, AD and Hepatitis Cases by Governorate**



Graph (3) illustrates the proportion of cases in relation to the number of consultations in all reporting governorates (excluding one governorat which did not report total number of consultations). Table-1 shows the proportion of cases to the total number of consultations by governorates.

**pro. of cases to the total consultations by diseases**



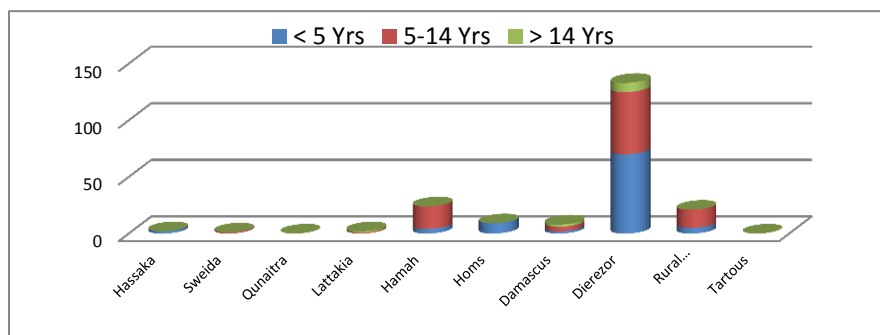
**Table-1: pro. of cases to the total number of consultations by disease and by governorates.**

Governorate	Hepatitis	AD	ILI	Other diseases	Other consul.
Hasaka	0.03	0.38	0.68	0.02	<b>98.89</b>
Sweida	0.12	0.70	15.30	0.12	<b>83.76</b>
Qunaitra	0.00	0.00	10.62	1.24	<b>88.14</b>
Lattakia	0.06	0.72	11.71	0.17	<b>87.35</b>
Hamah	0.44	0.72	1.80	3.32	<b>93.72</b>
Damascus	0.08	0.73	3.03	0.23	<b>95.90</b>
Dierzezor	7.61	4.35	9.10	18.25	<b>60.53</b>
Rural Damascus	0.25	1.41	3.21	0.24	<b>94.89</b>
Tartous	0.00	0.54	3.45	0.00	<b>96.01</b>

The majority of the cases were among **the under-five** age group 46 %, (1,306 cases out of 2,851) where 49% of ILI cases (819 out of 1,675 cases) and 57.5% of AD cases (231 out of 402), were for under five age group. This was followed by the two other age groups **of 5-14 years old 42% of the cases (1203 out of 2851)** and then **more than 14 years old 12% (342 out of 2851)**. For more details please refer to Table-2.

Most of the suspected hepatitis A cases reported this week was among over 5 age group (59%, 118 cases out of 200); and they were reported mostly from Dierzezor (66.5%, 133) where suspected hepatitis A cases constitute 8% of the consultations, 53% were among less than 5 years age group See graph (4) and table (1 & 2).

**Graph-4: Distribution of suspected hepatitis A cases by governorate and age groups**



### III. The Response:

The suspected case of measles reported in Damascus (boy, 6 months) was discarded because the lab result of the sample collected was negative while the three cases reported in Dierezzor are suspected to be post vaccination cases and there was a difficulty in investigating these cases due to the lack of accessibility to this area while coordination with the health director in Dierezzor is on-going to follow-up these cases.

MOH is also following-up leishmaniasis cases and necessary measures were taken based on available resources (ensuring the availability of medicines, environmental sanitation procedures).

**Table-2: Distribution of cases per age group, and by Governorate- week-9, 2013**

Diseases	Age group	Hasak a	Sweida	Qunait ra	Lattakia	Ham a	Hom s	Damascu s	Dierezzor	Rural Damascus	Tartou s	Total	Grand Total
AD	< 5 Yrs	7	84	38	28	14	22	25	0	1	12	231	402
	5-14 Yrs	7	34	24	37	5	17	1	0	5	3	133	
	> 14 Yrs	10	0	14	7	0	0	0	0	0	7	38	
Cholera	< 5 Yrs	0	0	0	0	0	0	0	0	0	0	0	0
	5-14 Yrs	0	0	0	0	0	0	0	0	0	0	0	
	> 14 Yrs	0	0	0	0	0	0	0	0	0	0	0	
Hepatitis	< 5 Yrs	0	5	70	2	9	4	0	0	0	2	92	200
	5-14 Yrs	0	16	55	4	0	20	1	0	1	0	97	
	> 14 Yrs	0	0	8	2	0	0	1	0	0	0	11	
ILI	< 5 Yrs	62	132	113	64	6	75	278	33	36	20	819	1675
	5-14 Yrs	46	137	27	200	2	23	100	29	95	11	670	
	> 14 Yrs	45	0	19	36	0	0	45	32	0	9	186	
AFP	< 5 Yrs	0	0	0	0	0	0	0	0	0	0	0	0
	5-14 Yrs	0	0	0	0	0	0	0	0	0	0	0	
	> 14 Yrs	0	0	0	0	0	0	0	0	0	0	0	
Measles & rubella	< 5 Yrs	0	0	3	1	0	0	0	0	0	0	4	4
	5-14 Yrs	0	0	0	0	0	0	0	0	0	0	0	
	> 14 Yrs	0	0	0	0	0	0	0	0	0	0	0	
Tetanus	< 5 Yrs	0	0	0	0	0	0	0	0	0	0	0	0
	5-14 Yrs	0	0	0	0	0	0	0	0	0	0	0	
	> 14 Yrs	0	0	0	0	0	0	0	0	0	0	0	
Meningitis	< 5 Yrs	0	0	0	0	0	0	0	0	0	0	0	0
	5-14 Yrs	0	0	0	0	0	0	0	0	0	0	0	
	> 14 Yrs	0	0	0	0	0	0	0	0	0	0	0	
Local Malaria	< 5 Yrs	0	0	0	0	0	0	0	0	0	0	0	0
	5-14 Yrs	0	0	0	0	0	0	0	0	0	0	0	
	> 14 Yrs	0	0	0	0	0	0	0	0	0	0	0	
Rabies	< 5 Yrs	0	0	0	0	0	0	0	0	0	0	0	0
	5-14 Yrs	0	0	0	0	0	0	0	0	0	0	0	
	> 14 Yrs	0	0	0	0	0	0	0	0	0	0	0	
TB	< 5 Yrs	0	0	0	0	0	0	0	0	0	0	0	2
	5-14 Yrs	0	0	0	2	0	0	0	0	0	0	2	
	> 14 Yrs	0	0	0	0	0	0	0	0	0	0	0	
Others	< 5 Yrs	0	4	115	4	1	28	2	4	1	1	160	568
	5-14 Yrs	0	16	111	9	1	153	4	7	0	0	301	
	> 14 Yrs	0	0	93	10	4	0	0	0	0	0	107	
Total by age group	< 5 Yrs	35	38	37	305	129	30	99	339	225	69	1306	2851
	5-14 Yrs	14	101	36	106	213	8	252	217	203	53	1203	
	> 14 Yrs	16	0	32	46	0	4	55	134	0	55	342	
Grand Total		65	139	105	457	342	42	406	690	428	177	2851	