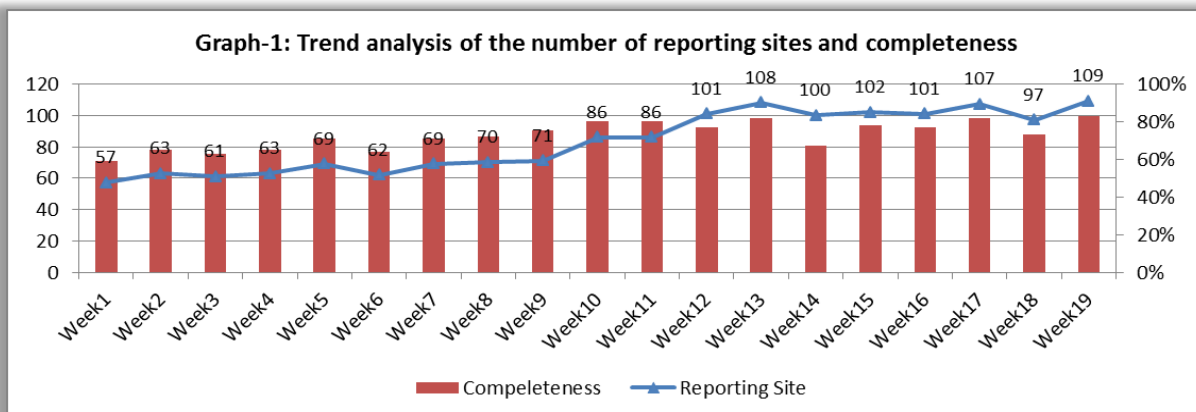


Highlights:

- ❖ The increase in the number of measles cases continued for the fifth week with proper response measures taking place at governorate levels.

I. Completeness & Timeliness of Reporting

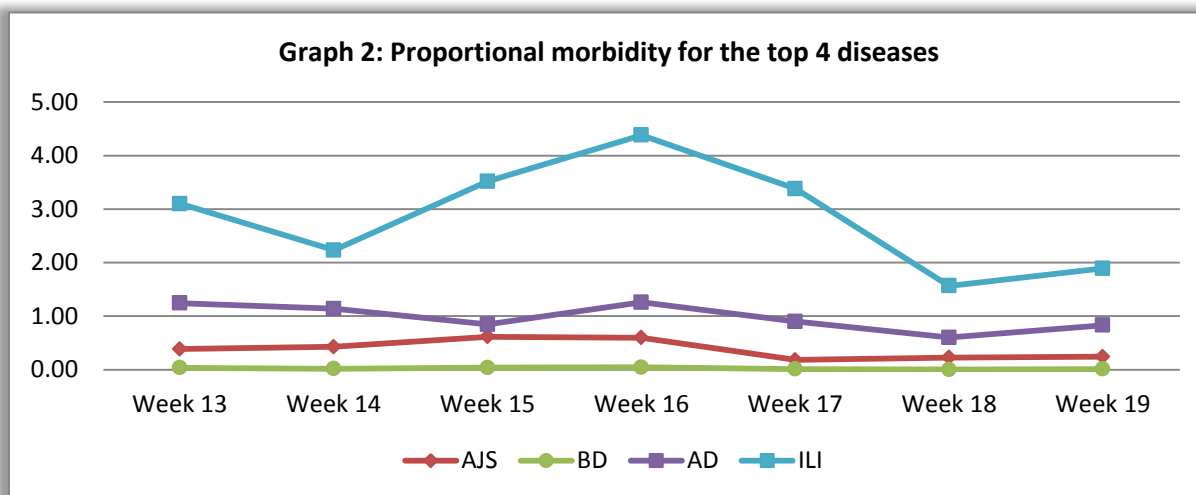
- ❖ The reporting overall completeness was 83%; (109 out of total 131 EWARS sentinel sites) (See Graph 1) but only 12 out of 14 governorates have reported for this week with completeness reached (92%).
- ❖ Timeliness of reporting is 96%.



It should be noted that while expansion process of the sentinel sites continues, the designated MOH reporting sites are increasing from 97 sites in the 1st week of 2013 to 108 in week 10, and to 131 sites starting from week 12- 2013.

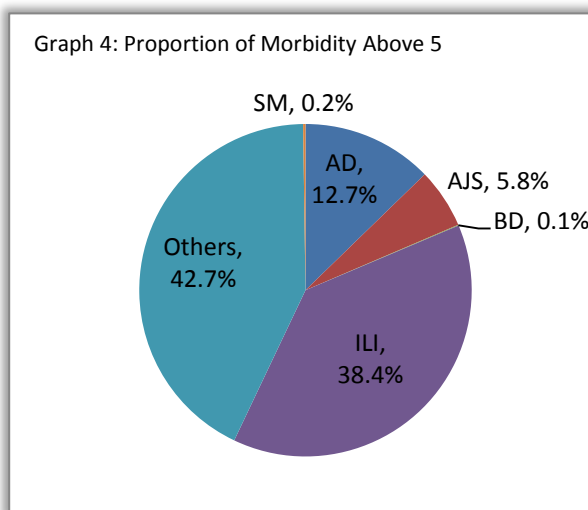
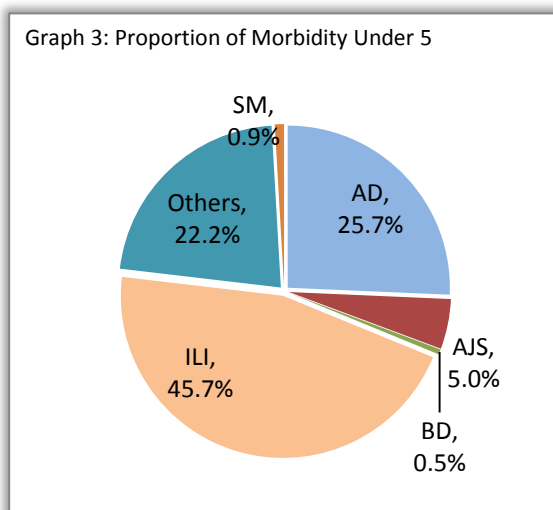
II. The Morbidity Cases

- ❖ Out of the total 52,559, a total of 2,285 cases were reported of which 41.5 % are Influenza like illness (ILI) (949 cases), 18% were Acute Diarrhoea (418 cases), and 5.5% were AJS (125).
- ❖ 12 cases of SM were reported for this week.
- ❖ 6 cases of Bloody diarrhoea were also reported this week, 4 of which were reported in Aleppo.



- ❖ The notable increase during week 16 is explained by the decrease in the number of consultations (the denominator) due to the official holiday during this week while a remarkable increase in the number of consultations was reported due to the launch of the vaccination campaign the week after. This would explain the notable decrease in the proportion of ILI and AD cases in week 17 in graph 2 above.

- ❖ 775 cases were reported as “other diseases”. The reported other diseases of importance were mainly Leishmaniasis (346) cases. 84% of the leishmaniasis cases were reported in Aleppo. 88% of Leishmaniasis cases were reported among above 5 year age group.
- ❖ Among other diseases of importance also, 4 cases of severe respiratory infections were reported from Sweida National hospital (The only hospital involved in EWARS). In addition, 15 TB cases and 11 brucellosis were also reported from different governorates for this week.
- ❖ The most common diseases among under 5 year age group was ILI cases (45.7%) followed by AD cases (25.7%) (See Graph 3)
- ❖ Graph 4 below show the proportion of morbidities among the above 5 year age groups.



- ❖ 52% of the cases were reported among female

III. The Response

- ❖ The reported measles cases from Aleppo (5), Rural Damascus (3), Hassakah (2) and Lattakia (1) and Tartous (1). Measles vaccination campaigns continue in governorates where measles cases were reported, in addition Vit. A was provided for children under 5.
- ❖ The severe respiratory infections cases that were reported from Sweida National Hospital were treated properly while infection control measures being highly considered. Cases were cured and discharged from the hospital
- ❖ BD cases reported from Lattakia and Aleppo were managed appropriately with proper antibiotics.
- ❖ Other response measures were also taken with regard to case management of Leishmaniasis, Brucellosis, and TB in addition to ensuring the availability of medicines and the implementation of sanitation measures in accordance with available capacity.

Table-1: Distribution of cases per age group, and by Governorate-week-19, 2013

Code	Age group	Idleb	Hassaka	Sweida	Qunaitra	Lattakia	Aleppo	Hamah	Homs	Damascus	Dier Ezour	Rural Damascus	Tartous	Grand Total	
AD	< 5	2	5	16	0	18	13	11	4	75	12	76	20	252	418
	> 5	0	2	12	0	18	9	4	3	56	11	33	18	166	
AFP	< 5	0	0	0	0	0	0	0	0	0	0	0	0	0	0
	> 5	0	0	0	0	0	0	0	0	0	0	0	0	0	
AJS	< 5	0	0	17	0	1	13	1	0	0	0	17	0	49	125
	> 5	3	1	0	0	4	30	9	2	7	7	11	2	76	
AWD	< 5	0	0	0	0	0	0	0	0	0	0	0	0	0	0
	> 5	0	0	0	0	0	0	0	0	0	0	0	0	0	
BD	< 5	0	0	0	0	2	3	0	0	0	0	0	0	5	6
	> 5	0	0	0	0	0	1	0	0	0	0	0	0	1	
ILI	< 5	9	0	35	19	115	11	10	0	80	0	148	21	448	949
	> 5	3	0	52	45	49	3	5	0	220	0	76	48	501	
MAL	< 5	0	0	0	0	0	0	0	0	0	0	0	0	0	0
	> 5	0	0	0	0	0	0	0	0	0	0	0	0	0	
SM	< 5	0	2	0	0	1	3	0	0	0	0	2	1	9	12
	> 5	0	0	0	0	0	2	0	0	0	0	1	0	3	
SMN	< 5	0	0	0	0	0	0	0	0	0	0	0	0	0	0
	> 5	0	0	0	0	0	0	0	0	0	0	0	0	0	
Others	< 5	0	1	2	0	0	191	7	5	1	2	9	0	218	775
	> 5	0	0	8	0	0	426	45	4	21	28	9	16	557	
Total < 5		11	8	70	19	137	234	29	9	156	14	252	42	981	2285
Total > 5		6	3	72	45	71	471	63	9	304	46	130	84	1304	
Total		17	11	142	64	208	705	92	18	460	60	382	126	2285	