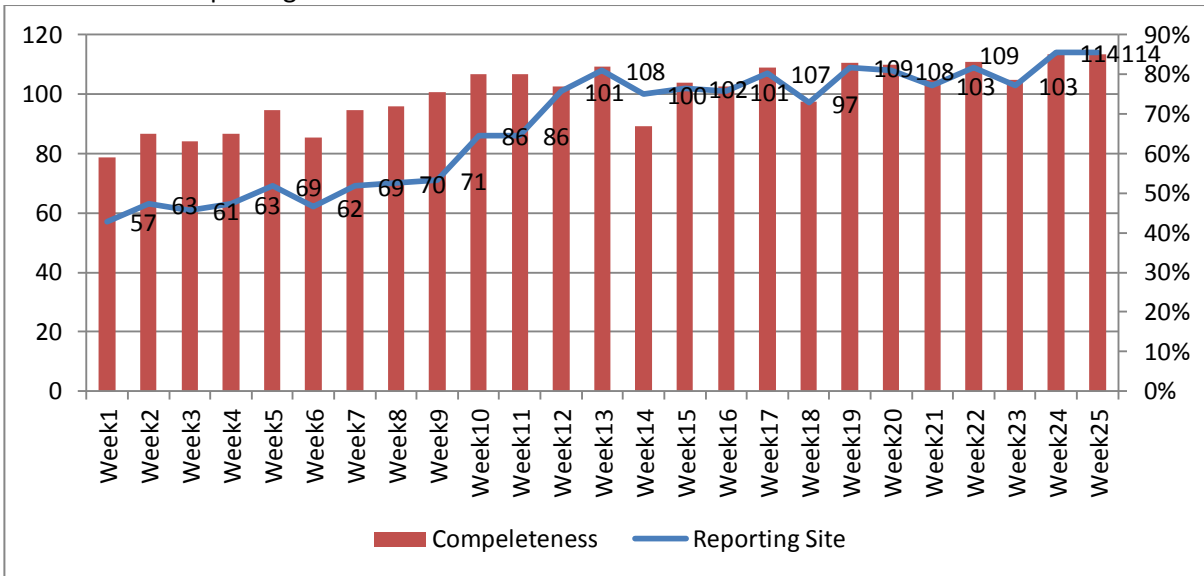


**Highlights:**

- ❖ The total number of EWARS sentinel sites has increased from 134 to 137, Otherwise no significant issue was reported for this week.

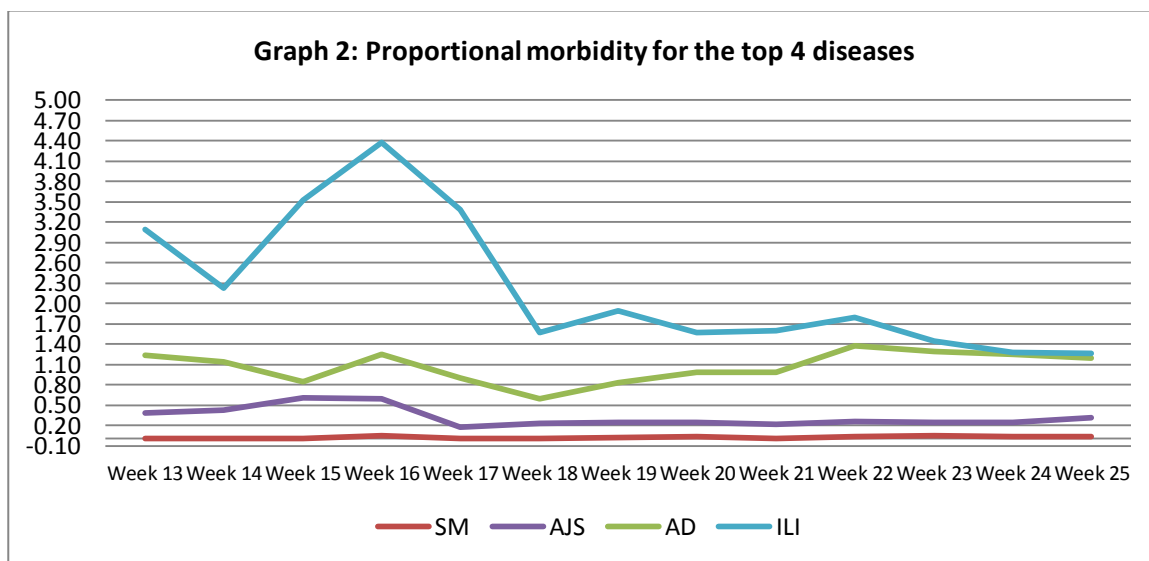
**I. Completeness & Timeliness of Reporting**

- ❖ The reporting overall completeness was 83%; (114 out of total 137 EWARS sentinel sites) (See Graph 1) but only 12 out of 14 governorates have reported for this week with completeness reached (89%).
- ❖ Timeliness of reporting is 100 %.

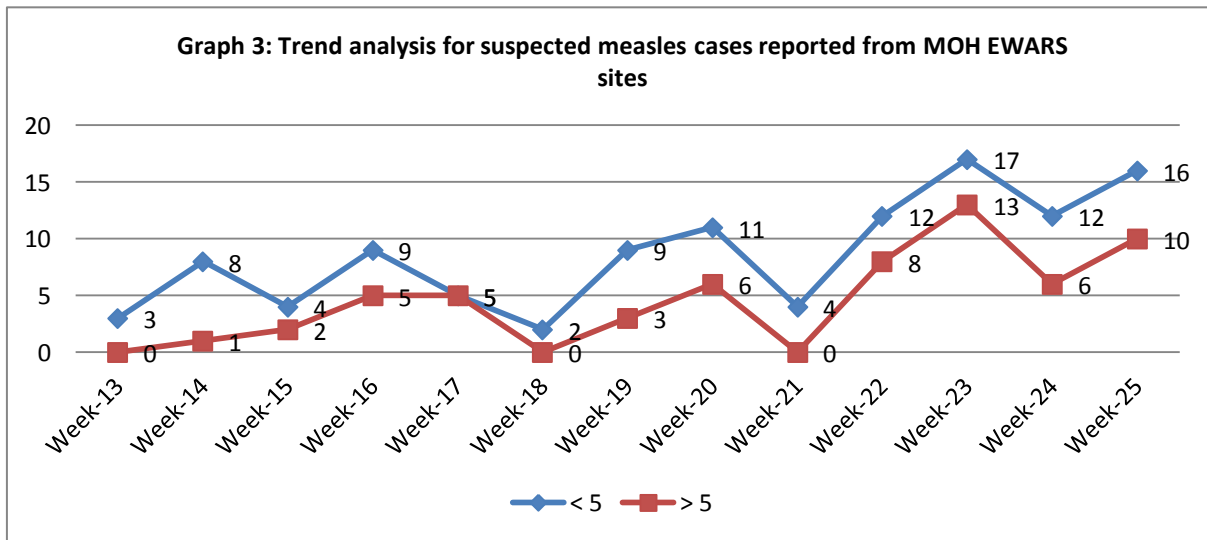


**II. The Morbidity Cases**

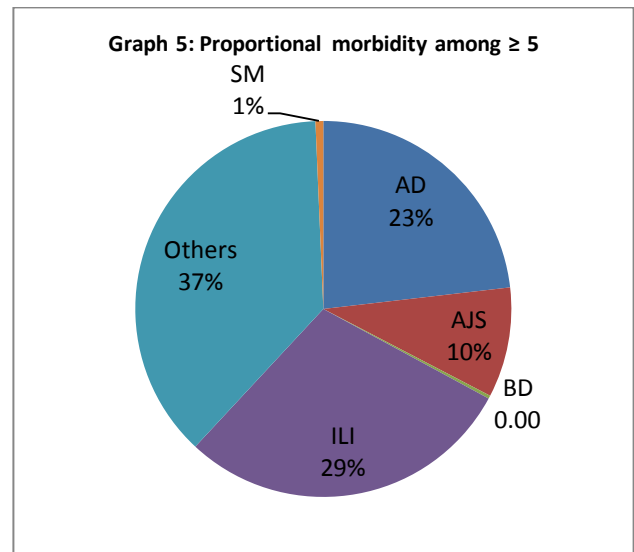
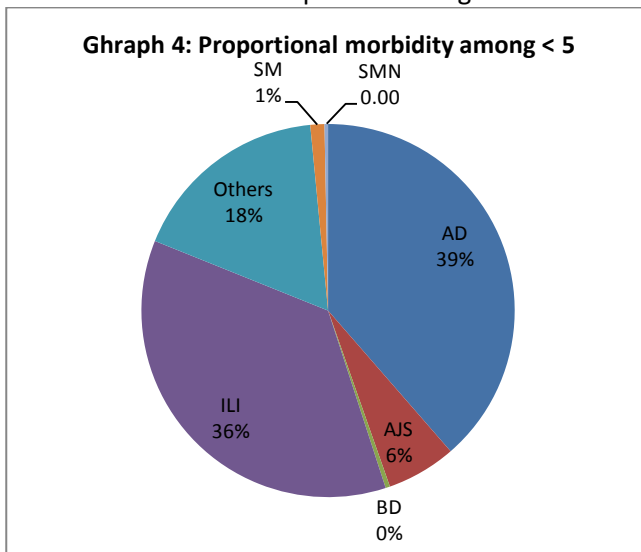
- ❖ Out of the total 71.583, a total of 2,800 cases were reported of which 32% are Influenza like illness (ILI) (905 cases), 30% were Acute Diarrhoea (851 cases), and 8% were AJS (220). 21.5% of the Acute Diarrhoea cases were reported in Rural Damascus. Graph 2 shows the proportional morbidity for the top 4 diseases.



- ❖ 26 cases of SM were reported for this week; 14 of which were reported from Aleppo and 7 from Hamah (See graph 3). In addition, 9 cases of Bloody Diarrhoea and 4 cases of meningitis reported for this week



- ❖ 785 cases were reported as “other diseases”. The reported other diseases of importance were mainly Leishmaniasis (486) cases. 73% of the leishmaniasis cases were reported in Aleppo and 24 % of Leishmaniasis cases were reported in Hama. 72% of the cases were reported among above 5 year age group. Among other diseases of importance are 88 cases of Brucellosis, 56 of which were reported in Damascus, 10 TB cases and 2 Typhoid cases.
- ❖ The most common diseases among under 5 year age group was AD cases (39%) followed by ILI cases (36%) (See graph 4). Graph 5 below shows the proportion of morbidities among ≥ 5 year age groups.
- ❖ 51% of the cases were reported among male



### III. The Response.

- ❖ Measles vaccination campaigns continue in the governorates where measles cases were reported, in addition Vit.A was provided.
- ❖ Water testing was performed in Hamah And Tartous to detect bacterial contamination and BD cases were managed with proper antibiotics.
- ❖ The Meningitis cases reported in Sweida National Hospital were managed properly, investigation forms were filled and contacts were treated with proper antibiotics
- ❖ Other response measures were also taken with regard to case management of Leishmaniasis, Brucellosis, and TB in addition to ensuring the availability of medicines and the implementation of sanitation measures in accordance with available capacity.

**Table-1: Distribution of cases per age group, and by Governorate-week-25, 2013**

Code	Values	Idleb	Hassaka	Sweida	Qunaitra	Lattakia	Aleppo	Hamah	Homs	Daraa	Damascus	Rural Damascus	Tartous	Grand Total	
AD	< 5	27	20	24	0	44	52	44	29	17	90	121	38	506	851
	≥ 5	9	19	28	4	14	47	30	10	10	69	62	43	345	
AFP	< 5	0	0	0	0	0	0	0	0	0	0	0	0	0	0
	≥ 5	0	0	0	0	0	0	0	0	0	0	0	0	0	
AJS	< 5	14	1	14	0	1	18	6	4	0	2	17	2	79	220
	≥ 5	15	2	0	0	3	32	19	10	1	37	21	1	141	
AWD	< 5	0	0	0	0	0	0	0	0	0	0	0	0	0	0
	≥ 5	0	0	0	0	0	0	0	0	0	0	0	0	0	
BD	< 5	0	0	1	0	0	1	0	0	0	1	0	2	5	9
	≥ 5	0	0	0	0	0	0	3	0	0	0	0	1	4	
ILI	< 5	16	13	57	19	153	11	29	6	12	65	65	27	473	905
	≥ 5	15	3	74	38	39	7	17	4	11	105	99	20	432	
MAL	< 5	0	0	0	0	0	0	0	0	0	0	0	0	0	0
	≥ 5	0	0	0	0	0	0	0	0	0	0	0	0	0	
SM	< 5	0	0	1	0	0	12	3	0	0	0	0	0	16	26
	≥ 5	0	0	0	0	0	4	4	0	0	2	0	0	10	
SMN	< 5	0	0	4	0	0	0	0	0	0	0	0	0	4	4
	≥ 5	0	0	0	0	0	0	0	0	0	0	0	0	0	
Others	< 5	0	0	3	0	2	162	28	0	0	30	3	0	228	785
	≥ 5	0	0	4	0	2	342	96	13	0	53	36	11	557	
Total Sum of < 5		57	34	104	19	200	256	110	39	29	188	206	69	1311	2800
Total Sum of ≥ 5		39	24	106	42	58	432	169	37	22	266	218	76	1489	
<b>Total</b>		<b>96</b>	<b>58</b>	<b>210</b>	<b>61</b>	<b>258</b>	<b>688</b>	<b>279</b>	<b>76</b>	<b>51</b>	<b>454</b>	<b>424</b>	<b>145</b>	<b>2800</b>	