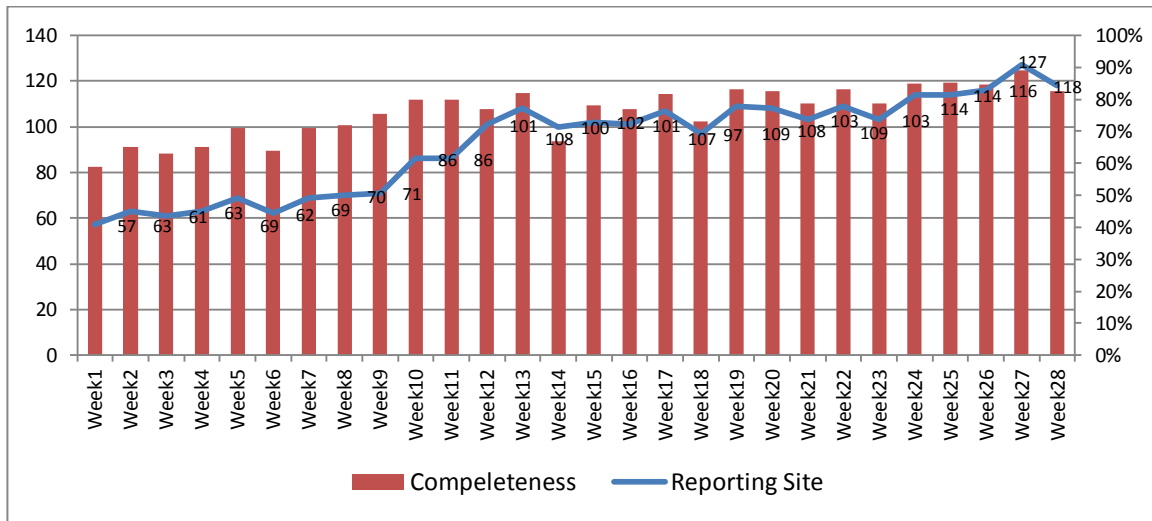


Highlights:

- ❖ The modified reporting format was circulated to all reporting sites including PHC centres and hospitals.

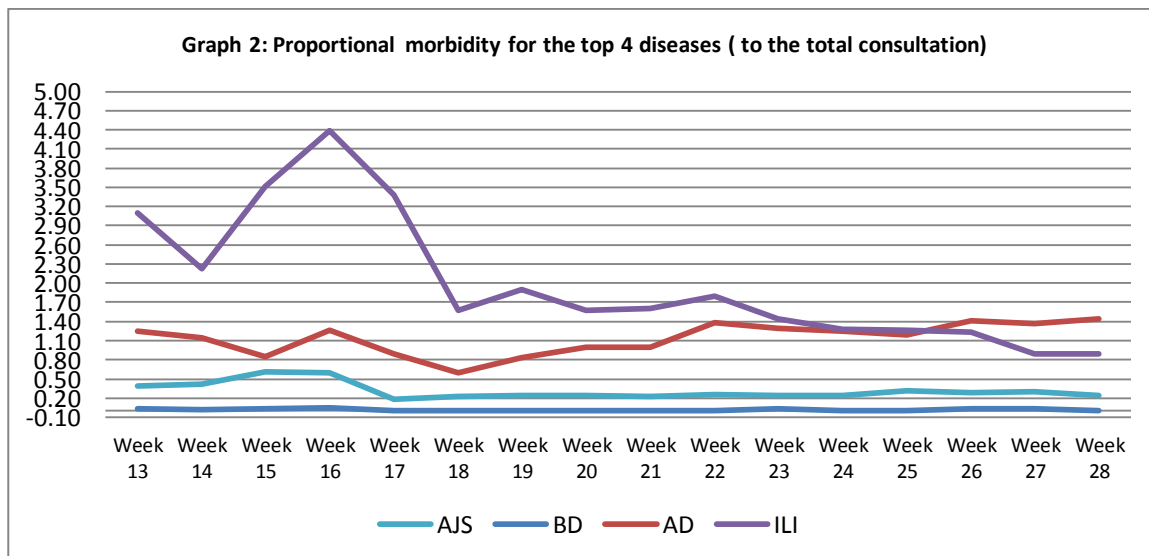
I. Completeness & Timeliness of Reporting

- ❖ The reporting overall completeness was 82.5 %; (118 out of total 143 EWARS sentinel sites) (See Graph 1). 13 out of 14 governorates have reported for this week with completeness reached (85.5%).
- ❖ Timeliness of reporting is 100%.



II. The Morbidity Cases

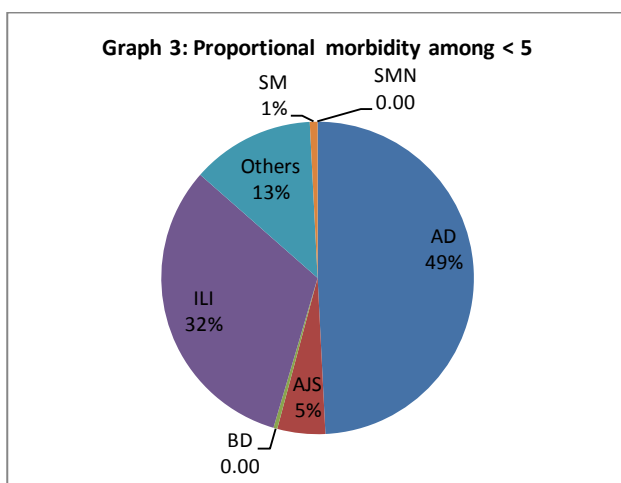
- ❖ Out of the total 74958 consultations, a total of 2,534 cases were reported, of which 43 % were Acute Diarrhoea (1082) and 27% were Influenza like illness (677 cases). In addition, 182 cases of AJS, 11 cases of bloody diarrhoea, 11 suspected measles and 6 meningitis cases. Graph 2 shows the proportional morbidity for the top 4 diseases (to the total consultations).



- ❖ 565 cases were reported as “other diseases”. The reported other diseases of importance were mainly Leishmaniasis (160) cases; 46 % of the leishmaniasis cases were reported in Aleppo and 39 % in Hama. 72% of the cases were reported among above 5 year age group.

Among other diseases of importance are 115 cases of Brucellosis, 46 of which were reported in Damascus and 41 were reported in Dierezor. This is in addition to 6 TB and 4 pneumonia cases.

- ❖ The most common cases among under 5 year age group was AD (49%) followed by ILI cases (32%), and then AJS (38%) and measles (10%). Graph 3 and 4 below shows the proportion of morbidities among < 5 and ≥ 5 year age groups respectively.
- ❖ 52 % of the cases were reported among males.



III. The Response.

- ❖ Follow-up of the reported measles cases (11 cases, 5 of which were reported in Salamihah), filling in the investigation form and collection of blood samples to be tested in the reference lab in addition to the provision of Vit. A and vaccinating the drop out cases in areas where measles cases were reported
- ❖ BD cases (11 cases) were managed with proper antibiotics. Some of these cases were revealed to be Amoebic Dysentery. Health authority in the governorates are investigating the water chlorination and testing water sample to detect water contamination. In addition to investigating the new case.
- ❖ Meningitis cases are being treated in the national hospitals and investigation forms are filled in. This is in addition to providing the preventive treatment for the contacts
- ❖ The 4 pneumonia cases are being treated in Sweida national hospital while infection control measures are fully implemented.
- ❖ Other response measures were also taken with regard to case management of Leishmaniasis, Brucellosis, and TB cases. In addition to ensuring the availability of medicines and the implementation of sanitation measures in accordance with available capacity.

Table-1: Distribution of cases per age group, and by Governorate-week-28, 2013

Code	Age group	Idleb	Hassakah	Sweida	Qunaitra	Lattakia	Aleppo	Hamah	Homs	Daraa	Damascus	Dierezor	Rural Damascus	Tartous	Grand Total	
AD	<5	27	30	24	27	68	58	36	19	4	116	18	91	97	615	1082
	≥5	5	29	13	19	29	36	23	6	9	86	21	68	123	467	
AFP	<5	0	0	0	0	0	0	0	0	0	0	0	0	0	0	0
	≥5	0	0	0	0	0	0	0	0	0	0	0	0	0	0	
AJS	<5	6	0	7	0	2	19	1	4	3	2	1	17	0	62	182
	≥5	10	2	0	0	0	23	11	8	11	25	10	19	1	120	
AWD	<5	0	0	0	0	0	0	0	0	0	0	0	0	0	0	0
	≥5	0	0	0	0	0	0	0	0	0	0	0	0	0	0	
BD	<5	0	1	0	0	2	1	0	0	1	0	0	0	0	5	11
	≥5	0	2	0	0	1	1	0	0	2	0	0	0	0	6	
ILI	<5	15	0	40	15	162	16	29	1	0	62	0	15	44	399	677
	≥5	13	0	40	12	61	11	16	0	0	62	0	26	37	278	
MAL	<5	0	0	0	0	0	0	0	0	0	0	0	0	0	0	0
	≥5	0	0	0	0	0	0	0	0	0	0	0	0	0	0	
SM	<5	0	0	0	0	0	3	6	0	0	1	0	0	0	10	11
	≥5	0	0	0	0	0	1	0	0	0	0	0	0	0	1	
SMN	<5	0	0	0	0	0	0	0	0	0	0	0	0	0	0	6
	≥5	0	3	2	0	0	0	0	0	0	0	0	0	1	6	
ODs	<5	0	0	4	0	0	110	17	4	0	4	8	11	1	159	565
	≥5	0	0	3	0	0	161	49	16	6	62	69	18	22	406	
Total < 5		48	31	75	42	234	207	89	28	8	185	27	134	142	1250	2534
Total ≥ 5		28	36	58	31	91	233	99	30	28	235	100	131	184	1284	
		76	67	133	73	325	440	188	58	36	420	127	265	326	2534	