

Highlights:

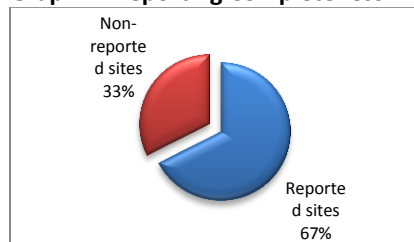
Almost half of the consultations in Al-Alshadadi centre in Hassakah governorate was Leishmaniasis (160 cases out of 350).

I. Completeness & Timeliness of Reporting

The reporting completeness reached 67% for the week 48 (54 sentinel sites out of 80). Eleven governorates have reported (i.e., Damascus, Rural Damascus, Qunaitra, Sweida, Hama, Homs, Latakia, Tartous Edlib, Alraqa and Hassakah), and the completeness of reporting among them was 82% (54 out of 66 sentinel sites).

The timeliness among reporting governorates was 98%, where the delay was observed in one governorate (one site out of the 54).

Graph-1: Reporting Completeness

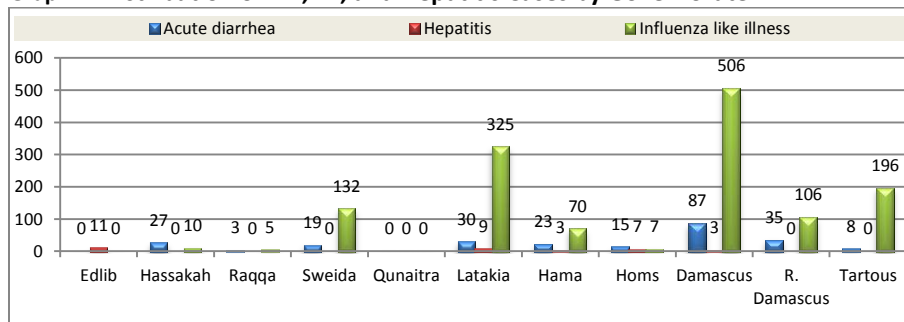


II. The Morbidity & Mortality Cases

A total of **1,865** cases has been reported, in which the highest percentage was for ILI 73% (1,357 cases) followed by the AD 13% (247 cases), in addition to 33 cases of hepatitis (reported from different governorates) and six cases of suspect measles (four of them were reported in Damascus). Also, 222 cases have been

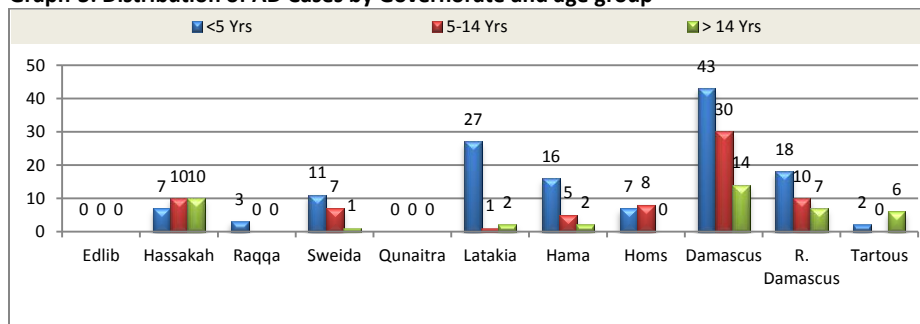
reported as other diseases, where most of which are Leishmaniasis (160 cases in Hassakah and 41 in Hamah). Graph-2 and table-1 provide more details about the distribution of ILI, AD, and Hepatitis cases by disease and governorate.

Graph-2: Distribution of AD, ILI, and Hepatitis Cases by Governorate

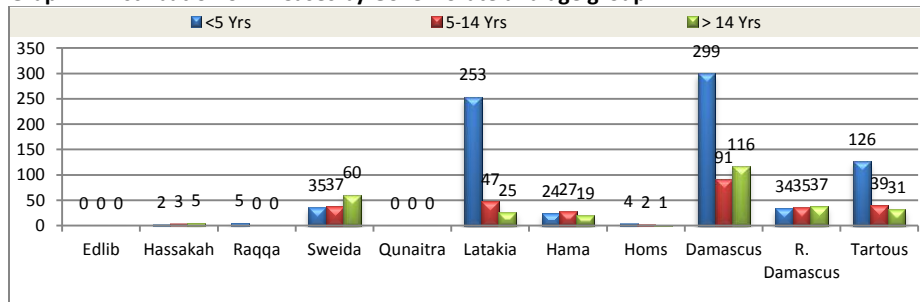


The most affected age group was the **under-five** (53%, 995 cases out of 1,865) where 58% of ILI cases (782 out of 1357 cases) and 54% of AD cases (134 out of 247) was for under five age group. This was followed by the age group of **more than 14 years** old with 464 reported cases out of 1,865 (25%) and then the age group **5-14 years** old (406 cases out of 1,865, 22%). See Graphs 3 & 4.

Graph-3: Distribution of AD Cases by Governorate and age group



Graph-4: Distribution of ILI Cases by Governorate and age group



III. The Response:

The table below shows the status of the reported suspected measles cases (4 in Damascus and 2 in Qunaitra), and the action taken:

Gov.	Sex	Age	Vaccination status	Response measures taken
Damascus	M	6 Years	Two doses are taken	A blood sample was collected and the result was negative
Damascus	M	4.5 Years	Two doses are taken	Under investigation
Damascus	F	16 Months	Unknown	Under investigation
Damascus	F	2 Months	1 st dose is not due yet	Under investigation
Qunaitra	M	5 Years	Two doses are taken	A blood sample was collected and the result was negative
Qunaitra	M	16 Month	One dose, while the 2 nd dose is not due yet	A blood sample was collected and the result was negative

201 new cases of Leishmaniasis were reported among other diseases, where the majority of them (160 cases) are in Hassakah governorate and 41 cases are in Hamah governorate. The department of Leishmaniasis in CCD directorate communicated with the in-charge health personnel in Hama for follow-up on the measures taken, the treatment of cases and the actions taken for environmental sanitation. The treatment is given for all cases (local & displaced), and vector control measures were also taken (i.e., spray of insecticides in Hassakah governorate).

Table-1: Distribution of cases per age group, and by Governorate- week 49

Disease	age group	Edlib	Hassakah	Raqqqa	Sweida	Qunaitra	Latakia	Hama	Homs	Damascus	R. Damascus	Tartous	Total	Grand Total
Acute diarrhea	<5 Yrs	0	7	3	11	0	27	16	7	43	18	2	134	247
	5-14 Yrs	0	10	0	7	0	1	5	8	30	10	0	71	
	> 14 Yrs	0	10	0	1	0	2	2	0	14	7	6	42	
Cholera	<5 Yrs	0	0	0	0	0	0	0	0	0	0	0	0	0
	5-14 Yrs	0	0	0	0	0	0	0	0	0	0	0	0	
	> 14 Yrs	0	0	0	0	0	0	0	0	0	0	0	0	
Hepatitis	<5 Yrs	4	0	0	0	0	5	2	4	0	0	0	15	33
	5-14 Yrs	7	0	0	0	0	3	1	2	2	0	0	15	
	> 14 Yrs	0	0	0	0	0	1	0	1	1	0	0	3	
Influenza like illness	<5 Yrs	0	2	5	35	0	253	24	4	299	34	126	782	1357
	5-14 Yrs	0	3	0	37	0	47	27	2	91	35	39	281	
	> 14 Yrs	0	5	0	60	0	25	19	1	116	37	31	294	
AFP	<5 Yrs	0	0	0	0	0	0	0	0	0	0	0	0	0
	5-14 Yrs	0	0	0	0	0	0	0	0	0	0	0	0	
	> 14 Yrs	0	0	0	0	0	0	0	0	0	0	0	0	
Measles and rubella	<5 Yrs	0	0	0	0	1	0	0	0	4	0	0	5	6
	5-14 Yrs	0	0	0	0	1	0	0	0	0	0	0	1	
	> 14 Yrs	0	0	0	0	0	0	0	0	0	0	0	0	
Tetanus	<5 Yrs	0	0	0	0	0	0	0	0	0	0	0	0	0
	5-14 Yrs	0	0	0	0	0	0	0	0	0	0	0	0	
	> 14 Yrs	0	0	0	0	0	0	0	0	0	0	0	0	
Meningitis	<5 Yrs	0	0	0	0	0	0	0	0	0	0	0	0	0
	5-14 Yrs	0	0	0	0	0	0	0	0	0	0	0	0	
	> 14 Yrs	0	0	0	0	0	0	0	0	0	0	0	0	
Local Malaria	<5 Yrs	0	0	0	0	0	0	0	0	0	0	0	0	0
	5-14 Yrs	0	0	0	0	0	0	0	0	0	0	0	0	
	> 14 Yrs	0	0	0	0	0	0	0	0	0	0	0	0	
Rabies	<5 Yrs	0	0	0	0	0	0	0	0	0	0	0	0	0
	5-14 Yrs	0	0	0	0	0	0	0	0	0	0	0	0	
	> 14 Yrs	0	0	0	0	0	0	0	0	0	0	0	0	
TB	<5 Yrs	0	0	0	0	0	0	0	0	0	0	0	0	0
	5-14 Yrs	0	0	0	0	0	0	0	0	0	0	0	0	
	> 14 Yrs	0	0	0	0	0	0	0	0	0	0	0	0	
Others	<5 Yrs	0	40	0	0	0	6	7	0	0	6	0	59	222
	5-14 Yrs	0	20	0	0	0	0	16	0	0	2	0	38	
	> 14 Yrs	0	100	0	0	0	1	18	0	0	6	0	125	
Total by age group	<5 Yrs	4	49	8	46	1	291	49	15	346	58	128	995	1865
	5-14 Yrs	7	33	0	44	1	51	49	12	123	47	39	406	
	> 14 Yrs	0	115	0	61	0	29	39	2	131	50	37	464	
Grand Total		11	197	8	151	2	371	137	29	600	155	204	1865	1865